

# LOSS OF EMPLOYMENT 2/2020

**4,562** were laid off in February, increasing 2020 loss of employment figures to **10,340**. Most retrenchments were in **Selangor** while **25%** of the retrenched were **professionals**. **Wholesale & Retail** companies made up the largest share of businesses retrenching employees due to **closure of business**.

**FEB 2020** RETRENCHMENT FIGURES  
INCREASED BY **60%** Y-O-Y. HOWEVER, THERE  
WAS A DECLINE COMPARED TO JANUARY 2020  
**(-21% M-O-M)**  
Y-O-Y : YEAR ON YEAR  
M-O-M : MONTH ON MONTH

## THE NUMBERS

WERE LAID OFF  
DUE TO  
**25%** **BUSINESS  
CLOSURES**

## CAUSES



**MOST RETRENCHED  
WORKERS WORKED IN THE  
MANUFACTURING  
INDUSTRY  
(21% OF THE TOTAL)**

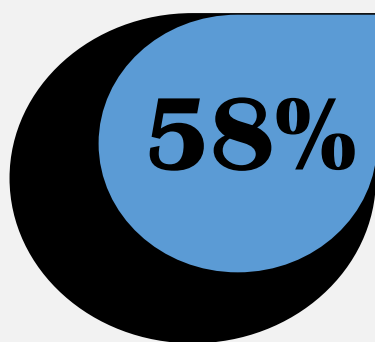
## INDUSTRY



**3 : 2**  
RATIO OF MEN TO WOMEN  
LAID OFF



## GENDER



**58%** OF RETRENCHED  
WORKERS FALL INTO  
**THE PMET  
CATEGORY**  
PMET = PROFESSIONALS, MANAGERS,  
EXECUTIVES & TECHNICIANS

## OCCUPATION CATEGORY



**55%** OF THE APPLICANTS  
EARNED  
**BELOW RM3,000  
PER MONTH**

## WAGE LEVEL



PRIMARY	4%
SECONDARY	49%
TERTIARY	44%

## EDUCATIONAL ATTAINMENT



**84%**  
OF THOSE DISMISSED  
WERE IN A  
**PERMANENT  
POSITION**


## PREVIOUS JOB STATUS

**8,331**  
EIS APPLICATIONS  
WERE  
**APPROVED**  
AS OF FEBRUARY



## NUMBER OF APPLICATIONS

**APPROVED CLAIMS:**  
**17,277 JSA**  
**50 RIA**  
**2,749 ERA**



## NUMBER OF APPROVED CLAIMS

**SELANGOR & KUALA LUMPUR**  
EXPERIENCED THE HIGHEST VOLUME OF TRAFFIC  
(APPLICATIONS + CLAIMS)

## VOLUME

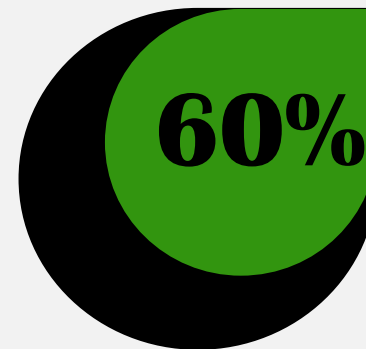


# JOB PLACEMENTS 2/2020

As of **February**, **5,359** individuals successfully re-entered the job market. Most jobseekers were **professionals**. Individuals aged below **40** were viewed most favorably by hiring managers.

**90.4%** EIS INSURED PERSONS (EIS)  
**7.2%** ORDINARY APPLICANTS  
**2.4%** DISABLED WORKERS (RTW)  
 WERE EMPLOYED

## THE NUMBERS



**60%** WERE RE-HIRED AS **PMETs**

PMET = PROFESSIONALS, MANAGERS, EXECUTIVES & TECHNICIANS

## OCCUPATION CATEGORY

**4,069**

PLACEMENTS IN FEBRUARY,  
 AN INCREASE  
 COMPARED TO JANUARY

## NUMBER OF PLACEMENTS



EMPLOYED **90%**

SELF-EMPLOYED **10%**

## EMPLOYMENT CATEGORY



**3 : 2**

MEN TO WOMEN  
 REJOINING THE  
 WORKFORCE

## GENDER

MOST OF THE HIRED  
 JOBSEEKERS HAD A  
**SPM**  
**QUALIFICATION**  
 OR ITS EQUIVALENT

## CURRENT MARKET

**64%**  
 WILL RECEIVE A  
 MONTHLY SALARY OF  
**RM3,000**  
 OR BELOW

## OFFERED SALARY



MOST PLACEMENTS  
 WERE IN THE  
**MANUFACTURING**  
 INDUSTRY

## INDUSTRY




**34%** OF JOB  
 PLACEMENTS WITHIN THE  
**KLANG VALLEY**

## PLACEMENT LOCATION

HIRING WAS MOST ACTIVE

AMONG  
**30 - 34**  
 YEAR OLDS



## AGE GROUP

## EMPLOYMENT SERVICES

**14,410**  
 CASES  
 WERE REFERRED  
 TO EMPLOYMENT SERVICES (ES)

**64%** OF JOBSEEKERS  
 WERE **MOTIVATED** TO RE-  
 ENTER THE LABOR MARKET

AS OF FEBRUARY,  
**10,631**  
**VACANCIES**  
 HAVE BEEN COLLECTED

