



MINISTRY OF HUMAN RESOURCES



PERKESO



# PERLIS QUICK FACTS

EMPLOYMENT INSURANCE SYSTEM

AS OF 27 SEPTEMBER 2024







MINISTRY OF HUMAN RESOURCES



EMPLOYMENT INSURANCE SYSTEM

# QUICK FACTS



## EMPLOYMENT INSURANCE SYSTEM QUICK FACTS AS OF 27 SEPTEMBER 2024

	2021	2022	2023	2024	TOTAL
Vacancy	10,429	5,867	4,889	2,493	23,678
Active Vacancies				202	
Jobseeker	6,163	4,297	4,545	3,293	18,298
Placement	1,126	1,047	910	869	3,952
Loss of Employment	146	40	140	194	520

## PERKESO'S ACTIVE CONTRIBUTORS JULY 2024

**Active Employees (ACT 4)**  
**21,459**

**Self Employment (ACT 789)**  
**6,303**

**Active Employees (ACT 800)**  
**15,668**

## UNEMPLOYMENT BY STATE AS OF Q2 2024



Notes: (%) show unemployment rates



# QUICK FACTS



## MYFUTUREJOBS : VACANCIES

INDICATOR	2021	2022	2023	AS OF 27 SEP 2024
PERLIS	10,429	5,867	4,889	2,493
<b>STATE</b>				
Johor	242,847	820,368	191,623	107,880
Kedah	61,802	134,183	47,744	25,574
Kelantan	53,821	48,311	22,108	11,742
Melaka	62,228	156,513	45,209	26,129
Negeri Sembilan	86,720	181,371	62,360	28,576
Pahang	70,978	148,733	65,222	22,183
Perak	129,613	193,404	68,196	37,221
Perlis	10,429	5,867	4,889	2,493
Pulau Pinang	209,659	421,388	148,163	78,901
Sabah	74,450	98,434	104,003	80,796
Sarawak	266,591	242,245	240,529	230,320
Selangor	739,038	1,462,665	577,246	250,929
Terengganu	41,192	41,250	19,778	13,251
WP Kuala Lumpur	406,719	782,680	397,306	195,738
WP Labuan	7,511	856	832	1,319
WP Putrajaya	16,979	15,150	7,712	8,519
<b>EDUCATION</b>				
Primary	4,612	791	359	37
PMR/PT3	2,455	247	298	194
SPM (O-Level)	2,120	3,915	2,810	1,235
STPM (A-Level)	24	32	19	17
Diploma	859	575	1,177	816
Bachelor	352	276	226	189
Master	1	13	0	0
PhD	6	18	0	5
<b>SALARY RANGE</b>				
<RM1,500	3,095	2,093	1,216	148
RM1,500-RM1,999	289	2,805	2,576	1,318
RM2,000-RM2,999	553	492	643	456
RM3,000-RM3,999	5,838	105	305	312
RM4,000-RM4,999	3	14	13	221
RM5,000-RM5,999	15	37	11	13
RM6,000-RM7,999	4	19	125	24
RM8,000-RM9,999	1	1	0	1
Revision Stage	631	301	0	0

## MYFUTUREJOBS : VACANCIES

INDICATOR	2021	2022	2023	AS OF 27 SEP 2024
<b>PERLIS</b>	<b>10,429</b>	<b>5,867</b>	<b>4,889</b>	<b>2,493</b>
 <b>OCCUPATION</b>				
Managers	121	307	241	295
Professionals	1,804	622	1,627	365
Technicians	1,786	424	1,002	464
Clerical Support Workers	182	735	466	540
Service & Sales	2,861	1,014	454	307
Skilled Agriculture	2	6	1	8
Craft & Related Trades Workers	643	146	91	37
Plant & Machine Operators	1,293	108	102	300
Elementary Occupations	1,737	2,505	905	177
 <b>INDUSTRY</b>				
Agriculture, Forestry And Fishing	25	51	57	41
Mining And Quarrying	1	6	5	0
Manufacturing	644	1,348	201	258
Electricity, Gas, Steam	6	0	8	21
Water Supply; Sewerage & Waste	2	1	0	9
Construction	223	1,075	349	109
Wholesale And Retail	542	1,340	788	345
Transportation	9	12	28	292
Accommodation And F&B	6,968	768	542	239
ICT	618	30	1,278	100
Financial And Insurance/Takaful	159	227	535	454
Real Estate	40	32	17	0
Professional & Technical	134	59	50	31
Administrative And Support Service	149	598	647	312
Defence Compulsory Social Security	7	10	63	106
Education	342	127	89	55
Human Health And Social Work	473	61	112	30
Arts, Entertainment And Recreation	1	1	1	16
Other Service Activities	86	70	65	75
Activities Of Households	0	51	54	0

# QUICK FACTS

## MYFUTUREJOBS : REGISTRATION OF JOBSEKERS

INDICATOR	2021	2022	2023	AS OF 27 SEP 2024
PERLIS	6,163	4,297	4,545	3,293
<b>Johor</b>	105,481	60,832	52,959	33,202
<b>Kedah</b>	53,915	35,935	40,614	28,792
<b>Kelantan</b>	42,694	27,388	29,762	21,256
<b>Melaka</b>	29,338	21,191	18,429	11,969
<b>Negeri Sembilan</b>	38,557	23,494	23,864	14,209
<b>Pahang</b>	39,888	22,108	23,387	16,454
<b>Perak</b>	64,725	39,974	38,861	26,953
<b>Perlis</b>	6,163	4,297	4,545	3,293
<b>Pulau Pinang</b>	48,890	29,004	30,836	18,570
<b>Sabah</b>	70,738	48,510	47,961	35,411
<b>Sarawak</b>	54,536	41,956	42,530	26,850
<b>Selangor</b>	213,149	122,107	108,404	57,870
<b>Terengganu</b>	32,857	20,067	20,181	15,477
<b>WP Kuala Lumpur</b>	81,668	45,279	38,977	20,183
<b>WP Labuan</b>	2,062	1,779	1,738	1,202
<b>WP Putrajaya</b>	2,859	2,051	2,994	1,497
<b>Revision Stage</b>	457	353	399	289



### STATE

### GENDER

Male	2,859	1,910	2,005	1,613
Female	3,304	2,387	2,540	1,680



### AGE GROUP

<15	2	1	1	0
15 - 19	2	147	230	327
20 - 24	1,599	1,578	1,711	1,314
25 - 29	2,363	1,362	1,367	698
30 - 34	1,088	613	593	383
35 - 39	552	310	356	234
40 - 44	273	142	168	142
45 - 49	126	72	56	79
50 - 54	73	37	37	59
55 - 59	51	24	16	36
60 - 64	25	6	7	8
>64	9	4	3	13
<b>Revision Stage</b>	0	1	0	0



## MYFUTUREJOBS : REGISTRATION OF JOBSEEKERS



# QUICK FACTS

INDICATOR	2021	2022	2023	AS OF 27 SEP 2024
PERLIS	6,163	4,297	4,545	3,293
<b>EDUCATION</b>				
Primary	25	15	26	45
PMR/PT3	141	103	86	78
SPM (O-Level)	1,766	972	1,198	821
STPM (A-Level)	169	126	127	123
Diploma	840	648	752	454
Bachelor	1,105	769	810	541
Master	65	45	40	24
PhD	10	7	6	2
Revision Stage	2,042	1,612	1,500	1,205
<b>OKU</b>				
Total	11	7	38	49
Hearing impairment	2	0	2	6
Learning disability	3	1	7	16
Mental disability	2	0	7	2
Multiple disability	0	0	0	2
Physical disability	4	6	17	19
Speech impairment	0	0	2	1
Visual impairment	0	0	3	3

# QUICK FACTS



## MYFUTUREJOBS : PLACEMENT

INDICATOR	2021	2022	2023	AS OF 20 SEP 2024
<b>PERLIS</b>	<b>1,126</b>	<b>1,047</b>	<b>910</b>	<b>869</b>
<b>STATE</b>				
Johor	39,725	33,037	19,853	15,026
Kedah	11,963	11,416	8,896	7,655
Kelantan	5,336	17,834	3,439	3,187
Melaka	9,084	8,104	6,314	4,963
Negeri Sembilan	9,095	7,226	6,834	4,930
Pahang	7,942	6,524	5,739	5,134
Perak	17,437	15,917	9,108	7,376
Perlis	1,126	1,047	910	869
Pulau Pinang	29,385	21,588	18,028	11,706
Sabah	6,977	19,297	11,957	7,448
Sarawak	13,336	15,443	11,568	7,719
Selangor	80,122	57,128	54,846	31,244
Terengganu	8,414	5,427	4,366	3,270
WP Kuala Lumpur	64,750	67,439	37,832	19,200
WP Labuan	452	687	598	340
WP Putrajaya	15,720	5,930	987	2,538
Revision Stage	0	0	13,639	8,999
<b>GENDER</b>				
Male	587	508	435	415
Female	539	539	475	454
<b>OKU</b>				
Total Disabled Person	6	8	9	28
<b>AGE GROUP</b>				
15 - 19	175	90	48	23
20 - 24	373	353	340	273
25 - 29	274	281	283	271
30 - 34	131	139	112	123
35 - 39	70	73	58	93
40 - 44	39	39	31	30
45 - 49	24	22	21	19
50 - 54	22	29	11	20
55 - 59	15	16	4	8
60 - 64	3	2	2	5
>64	0	3	0	3
Revision Stage	0	0	0	1
<b>EDUCATION</b>				
Primary	8	8	5	27
PMR/PT3	49	39	33	24
SPM (O-Level)	474	465	325	299
STPM (A-Level)	32	34	46	23
Diploma	162	255	157	169
Bachelor	226	203	216	220
Master	9	9	8	14
PhD	2	1	2	1
Revision Stage	164	33	118	92

**MYFUTUREJOBS : PLACEMENT**

INDICATOR	2021	2022	2023	AS OF 20 SEP 2024
<b>PERLIS</b>	<b>1,126</b>	<b>1,047</b>	<b>910</b>	<b>869</b>
<RM1,500	512	246	162	83
RM1,500-RM1,999	294	538	565	593
RM2,000-RM2,999	101	114	140	92
RM3,000-RM3,999	31	12	22	28
RM4,000-RM4,999	3	14	5	6
RM5,000-RM5,999	5	2	2	13
RM6,000-RM7,999	3	0	0	1
RM8,000-RM9,999	5	0	1	1
>RM15,999	1	0	0	2
Revision Stage	171	121	13	50
<b>Managers</b>	<b>45</b>	<b>14</b>	<b>18</b>	<b>35</b>
<b>Professionals</b>	<b>144</b>	<b>49</b>	<b>180</b>	<b>120</b>
<b>Technicians</b>	<b>107</b>	<b>52</b>	<b>95</b>	<b>139</b>
<b>Clerical Support Workers</b>	<b>112</b>	<b>27</b>	<b>82</b>	<b>139</b>
<b>Service and Sales</b>	<b>225</b>	<b>418</b>	<b>229</b>	<b>99</b>
<b>Skilled Agriculture</b>	<b>2</b>	<b>8</b>	<b>4</b>	<b>9</b>
<b>Craft and related Trades Workers</b>	<b>15</b>	<b>16</b>	<b>41</b>	<b>18</b>
<b>Plant and Machine Operators</b>	<b>247</b>	<b>220</b>	<b>37</b>	<b>83</b>
<b>Elementary Occupations</b>	<b>77</b>	<b>32</b>	<b>190</b>	<b>112</b>
Revision Stage	152	211	34	115
<b>Agriculture, Forestry And Fishing</b>	<b>36</b>	<b>13</b>	<b>4</b>	<b>32</b>
<b>Mining &amp; Quarrying</b>	<b>3</b>	<b>0</b>	<b>2</b>	<b>0</b>
<b>Manufacturing</b>	<b>295</b>	<b>274</b>	<b>59</b>	<b>105</b>
<b>Electricity, Gas, Steam</b>	<b>4</b>	<b>0</b>	<b>5</b>	<b>5</b>
<b>Water Supply, Sewerage &amp; Waste</b>	<b>7</b>	<b>3</b>	<b>40</b>	<b>11</b>
<b>Construction</b>	<b>20</b>	<b>17</b>	<b>54</b>	<b>22</b>
<b>Wholesale And Retail</b>	<b>76</b>	<b>323</b>	<b>115</b>	<b>123</b>
<b>Transportation</b>	<b>23</b>	<b>15</b>	<b>35</b>	<b>24</b>
<b>Accommodation And F&amp;B</b>	<b>153</b>	<b>66</b>	<b>220</b>	<b>123</b>
<b>ICT</b>	<b>7</b>	<b>16</b>	<b>7</b>	<b>1</b>
<b>Financial And Insurance/Takaful</b>	<b>10</b>	<b>43</b>	<b>19</b>	<b>35</b>
<b>Real Estate</b>	<b>5</b>	<b>0</b>	<b>3</b>	<b>0</b>
<b>Professional &amp; Technical</b>	<b>13</b>	<b>17</b>	<b>26</b>	<b>5</b>
<b>Administrative And Support Service</b>	<b>27</b>	<b>93</b>	<b>51</b>	<b>26</b>
<b>Defence Compulsory Social Security</b>	<b>16</b>	<b>23</b>	<b>22</b>	<b>171</b>
<b>Education</b>	<b>30</b>	<b>16</b>	<b>42</b>	<b>27</b>
<b>Human Health And Social Work</b>	<b>16</b>	<b>15</b>	<b>18</b>	<b>11</b>
<b>Arts, Entertainment And Recreation</b>	<b>14</b>	<b>2</b>	<b>5</b>	<b>1</b>
<b>Other Service Activities</b>	<b>163</b>	<b>42</b>	<b>161</b>	<b>118</b>
<b>Activities Of Households</b>	<b>9</b>	<b>6</b>	<b>4</b>	<b>0</b>
<b>Activities Of Extraterritorial</b>	<b>1</b>	<b>0</b>	<b>1</b>	<b>1</b>
Revision Stage	198	63	17	28


**SALARY  
RANGE**

**OCCUPATION**

**INDUSTRY**






# QUICK FACTS



## LOSS OF EMPLOYMENT

INDICATOR	2021	2022	2023	AS OF 27 SEP 2024
<b>PERLIS</b>	<b>146</b>	<b>40</b>	<b>140</b>	<b>194</b>
<b>Johor</b>	5,145	3,199	5,099	3,373
<b>Kedah</b>	2,932	1,189	1,750	1,968
<b>Kelantan</b>	374	666	560	497
<b>Melaka</b>	987	543	1,806	741
<b>Negeri Sembilan</b>	1,079	632	1,432	923
<b>Pahang</b>	861	659	1,066	604
<b>Perak</b>	2,675	1,664	1,647	1,456
<b>Perlis</b>	146	40	140	194
<b>Pulau Pinang</b>	3,529	2,112	5,844	7,171
<b>Sabah</b>	2,934	1,299	1,420	771
<b>Sarawak</b>	1,982	1,065	2,410	2,196
<b>Selangor</b>	21,198	10,546	14,763	11,246
<b>Terengganu</b>	704	817	502	529
<b>WP Kuala Lumpur</b>	16,488	9,766	11,116	9,030
<b>WP Labuan</b>	220	110	123	89
<b>WP Putrajaya</b>	106	75	304	80
<b>Revision Stage</b>	0	6	0	17
<b>STATE</b>				
<b>Male</b>	95	23	76	114
<b>Female</b>	51	17	64	80
<b>GENDER</b>				
<b>Primary</b>	4	0	6	6
<b>PMR/PT3</b>	15	9	16	15
<b>SPM (O-Level)</b>	73	17	67	106
<b>STPM (A-Level)</b>	6	0	6	0
<b>Diploma</b>	26	7	29	50
<b>Bachelor</b>	18	4	15	16
<b>Master</b>	2	2	1	1
<b>Revision Stage</b>	2	1	0	0
<b>EDUCATION</b>				
<b>&lt;RM1,500</b>	55	23	66	32
<b>RM1,500-RM1,999</b>	10	7	52	85
<b>RM2,000-RM2,999</b>	44	5	17	18
<b>RM3,000-RM3,999</b>	17	3	2	13
<b>RM4,000-RM4,999</b>	8	2	0	10
<b>RM5,000-RM5,999</b>	3	0	0	9
<b>RM6,000-RM7,999</b>	5	0	0	7
<b>RM8,000-RM9,999</b>	0	0	2	2
<b>RM10,000-RM12,999</b>	1	0	1	4
<b>RM13,000-RM15,999</b>	1	0	0	5
<b>&gt;RM15,999</b>	2	0	0	8
<b>Revision Stage</b>	0	0	0	1
<b>SALARY RANGE</b>				

**LOSS OF EMPLOYMENT**

INDICATOR	2021	2022	2023	AS OF 27 SEP 2024	
	PERLIS	146	40	140	194
 <b>OCCUPATION</b>					
Managers	12	9	10	6	
Professionals	14	4	15	19	
Technicians	23	3	12	31	
Clerical Support Workers	29	5	19	14	
Service and Sales	22	3	14	13	
Skilled Agriculture	1	0	0	0	
Craft & Related Trades Workers	6	0	0	1	
Plant and Machine Operators	22	2	65	82	
Elementary Occupations	17	14	5	28	
 <b>INDUSTRY</b>					
Agriculture, Forestry And Fishing	1	0	0	0	
Manufacturing	71	9	51	57	
Electricity, Gas, Steam	0	0	0	42	
Water Supply, Sewerage & Waste	0	0	1	11	
Construction	4	5	16	4	
Wholesale & Retail	15	14	23	29	
Transportation	19	5	9	9	
Accommodation And F&B	12	0	6	2	
ICT	1	0	0	0	
Financial And Insurance/Takaful	4	0	0	20	
Professional & Technical	3	3	5	0	
Administrative And Support Service	8	0	2	18	
Defence Compulsory Social Security	0	0	8	0	
Education	3	2	6	1	
Human Health And Social Work	1	0	10	0	
Other Service Activities	4	2	3	1	
 <b>REASON FOR LOSS OF EMPLOYMENT</b>					
Closure of Business / Division	8	8	49	67	
Downsizing	5	1	28	52	
Financial Difficulties	9	7	7	1	
Performance-Based Dismissal	6	11	8	12	
Voluntary Resignation	8	3	2	0	
VSS / MSS / Early Retirement Package	71	1	31	31	
Other Reasons	39	9	15	31	