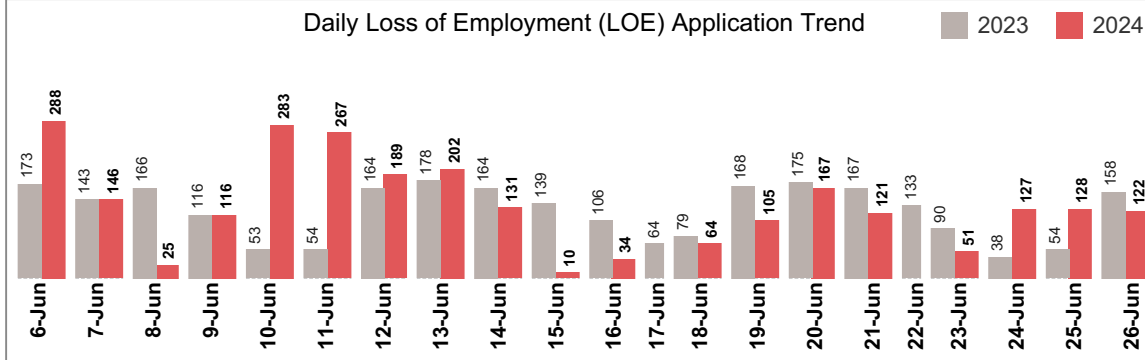


**Technical Note:**

- (i) Data extraction as at **26 June 2024**
- (ii) LOE means loss of employment based on Unemployment Benefit (UB) applications

**Daily Loss of Employment (LOE) Application Trend**



• The number of reported UB applications **decreased** by 13% in **Q1 2024** compared to **Q4 2023**.

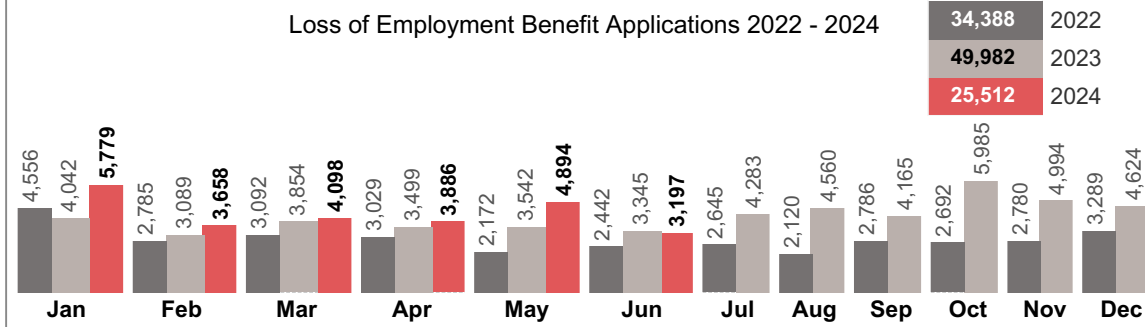
• Employees waged below RM3,000 recorded **49%** cases or **12,164** applicants.

• **Manufacturing** industry recorded the highest cases (**35%**), followed by **Wholesale And Retail Trade** (**15%**).

• The highest reported LOE claims is in **Selangor** (**28%**) followed by **WP Kuala Lumpur** (**23%**).



• **PMET** (Professionals, Managers, Executive & Technicians) shows the highest occupation category who were **retrenched 50%**.

**Loss of Employment Benefit Applications 2022 - 2024**








**LOE INFOGRAPHICS 2024**  
(cumulative as of 26 June 2024)










**GENDER**

 Male  
**15,090** (59%)  
 Female  
**10,421** (41%)

**MAIN SECTOR**

 Agriculture  
**202** (1%)  
 Construction  
**1,890** (7%)  
 Manufacturing  
**8,910** (35%)  
 Mining And Quarrying  
**29** (0%)  
 Services  
**14,481** (57%)


















**OCCUPATION CATEGORIES**

 Managers  
**3,071** (12%)  
 Professionals  
**5,615** (22%)  
 Technicians  
**4,027** (16%)  
 Clerical  
**1,540** (6%)  
 Sales Workers  
**1,115** (4%)  
 Agricultural Workers  
**28** (1%)  
 Trades Workers  
**493** (2%)  
 Operators  
**5,656** (22%)  
 Elementary Workers  
**3,602** (14%)

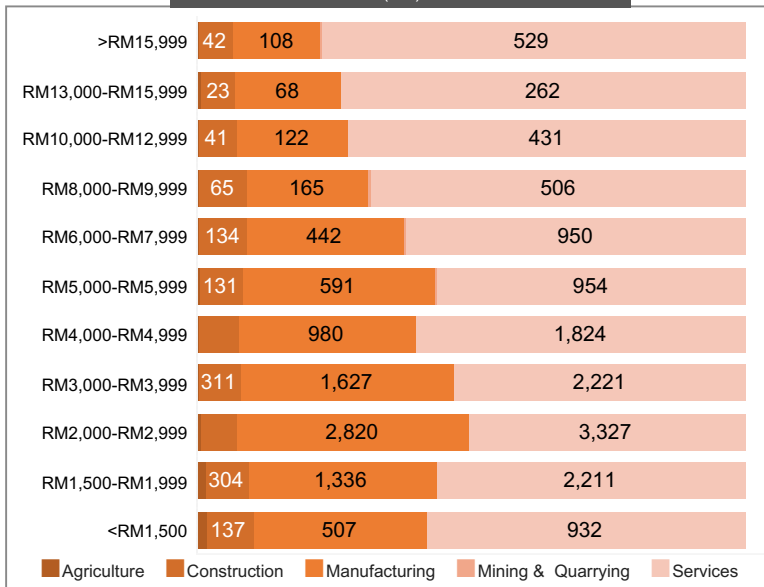
**AGE CATEGORY**

**9%** (Age 18 - 24) Youth  
**91%** (Above age 24) Adult

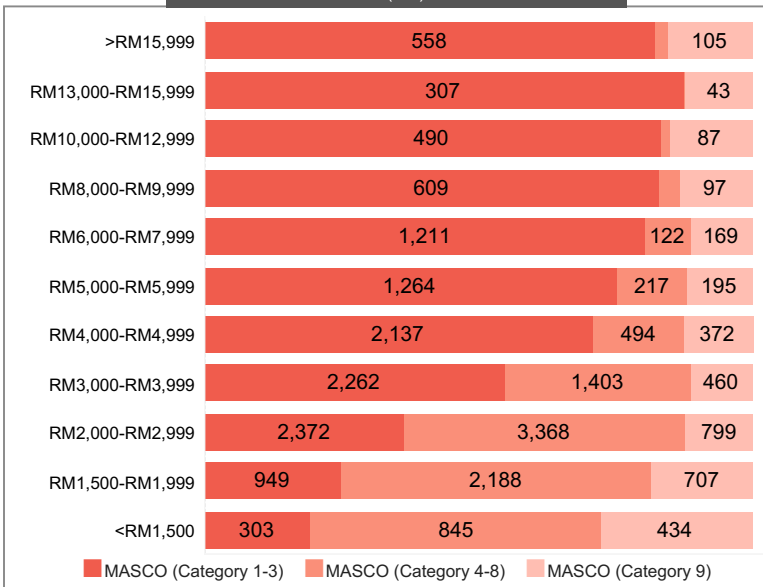
**STATES**

 Malaysia  
**25,512**  
 Selangor  
**7,030** (28%)  
 Pulau Pinang  
**3,604** (14%)  
 Sarawak  
**1,611** (6%)  
 Perak  
**1,047** (4%)  
 Melaka  
**565** (2%)  
 Terengganu  
**413** (2%)  
 Kelantan  
**343** (1%)  
 WP Labuan  
**62** (0%)  
 WP Kuala Lumpur  
**5,797** (23%)  
 Johor  
**2,325** (9%)  
 Kedah  
**1,076** (4%)  
 Negeri Sembilan  
**604** (2%)  
 Sabah  
**465** (2%)  
 Pahang  
**400** (2%)  
 Perlis  
**110** (0%)  
 WP Putrajaya  
**49** (0%)

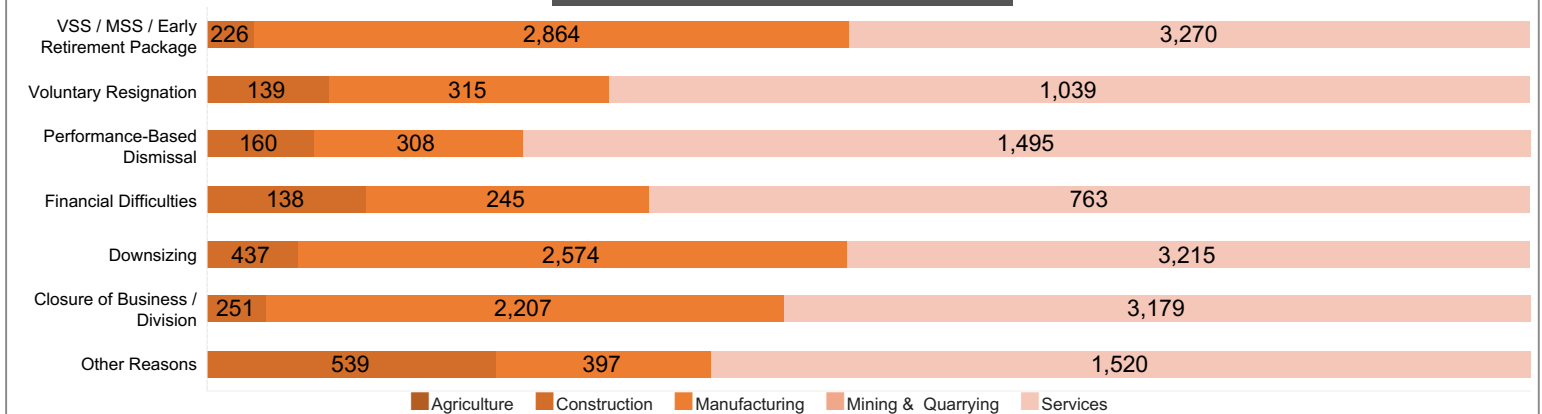
SALARY AVERAGE (RM) vs MAIN SECTORS



SALARY AVERAGE (RM) vs OCCUPATION

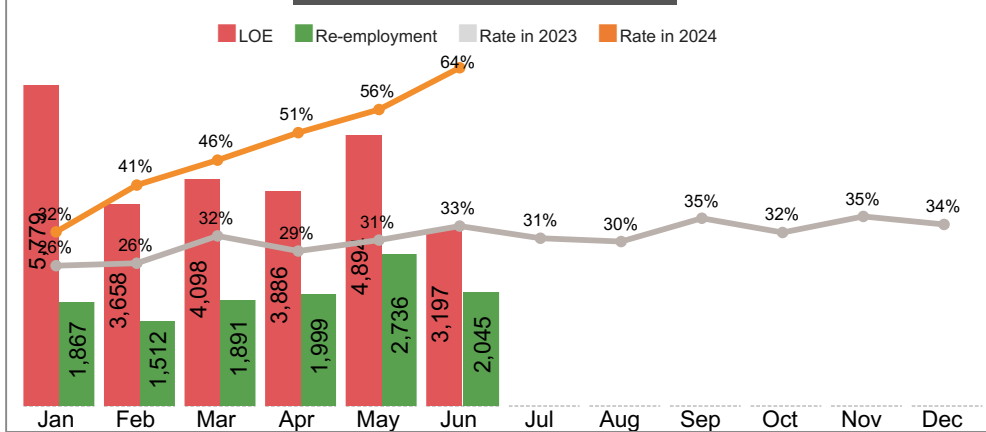


LOE REASONS vs MAIN SECTORS



MAKLUMAT TAMBAHAN  
ADDITIONAL INFORMATION

LOE vs RE-EMPLOYMENT



- The re-employment referred to UB recipients who have submitted claims on the early re-employment allowance (ERA).
- Rate of Insured Person return to work via ERA has **increased by 72% in Q1 2024 compared to Q1 2023.**
- The percentage of re-employment is **47%** over the number of job loss as at **June 26, 2024.**

\*The number of re-employment stated is based on the numbers of registered IP who re-enters the workforce via ERA

MAIN SECTOR

Main Sector	LOE	ERA CLAIMS
Agriculture	202	82
Construction	1,890	778
Manufacturing	8,910	3,930
Mining And Quarrying	29	46
Services	14,481	7,191

STATE

