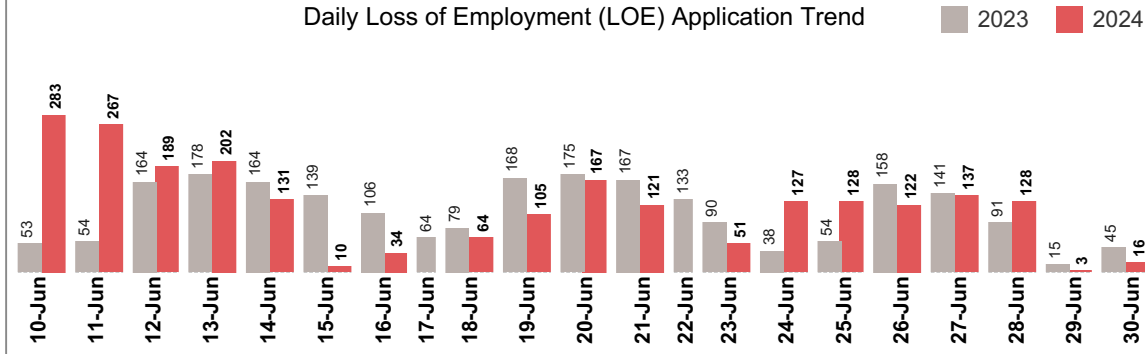


Technical Note:

- (i) Data extraction as at **30 June 2024**
- (ii) LOE means loss of employment based on Unemployment Benefit (UB) applications

Daily Loss of Employment (LOE) Application Trend



• The number of reported UB applications **decreased** by 9% in Q2 2024 compared to Q1 2024.

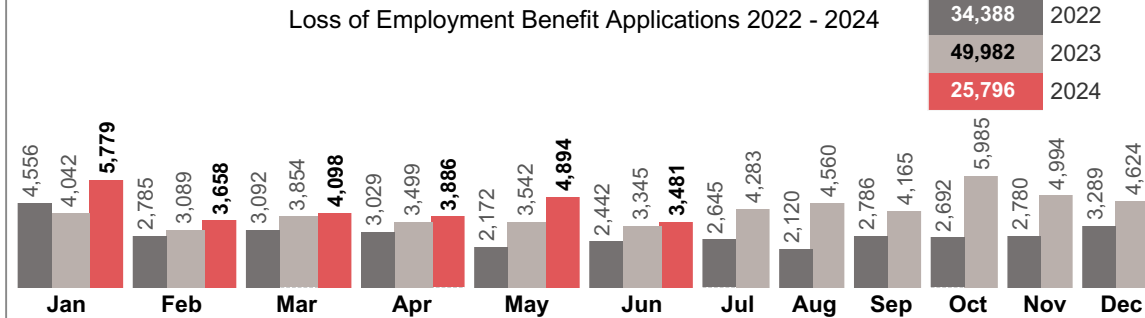
• Employees waged below RM3,000 recorded **49%** cases or **12,273** applicants.

• **Manufacturing** industry recorded the highest cases (35%), followed by **Wholesale And Retail Trade** (15%).

• The highest reported LOE claims is in **Selangor** (28%) followed by **WP Kuala Lumpur** (23%).

• **PMET** (Professionals, Managers, Executive & Technicians) shows the highest occupation category who were **retrenched 50%**.

Loss of Employment Benefit Applications 2022 - 2024



LOE INFOGRAPHICS 2024
(cumulative as of 30 June 2024)

GENDER

Male: 15,261 (59%)
Female: 10,534 (41%)

MAIN SECTOR

- Agriculture: 204 (1%)
- Construction: 1,912 (7%)
- Manufacturing: 8,964 (35%)
- Mining And Quarrying: 29 (0%)
- Services: 14,687 (57%)

OCCUPATION CATEGORIES

- Managers: 3,114 (12%)
- Professionals: 5,685 (22%)
- Technicians: 4,058 (16%)
- Clerical: 1,562 (6%)
- Sales Workers: 1,128 (4%)
- Agricultural Workers: 28 (1%)
- Trades Workers: 499 (2%)
- Operators: 5,706 (22%)
- Elementary Workers: 3,644 (14%)

AGE CATEGORY

9% (Age 18 - 24) Youth
91% (Above age 24) Adult

STATES

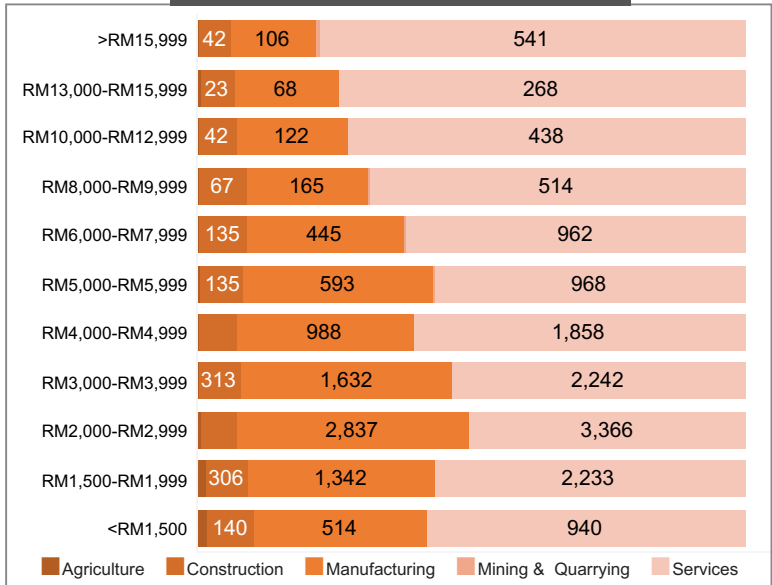
Malaysia: 25,796

- Selangor: 7,126 (28%)
- Pulau Pinang: 3,627 (14%)
- Sarawak: 1,623 (6%)
- Perak: 1,057 (4%)
- Melaka: 573 (2%)
- Terengganu: 415 (2%)
- Kelantan: 345 (1%)
- WP Labuan: 63 (0%)
- WP Kuala Lumpur: 5,891 (23%)
- Johor: 2,343 (9%)
- Kedah: 1,081 (4%)
- Negeri Sembilan: 610 (2%)
- Sabah: 469 (2%)
- Pahang: 403 (2%)
- Perlis: 110 (0%)
- WP Putrajaya: 49 (0%)

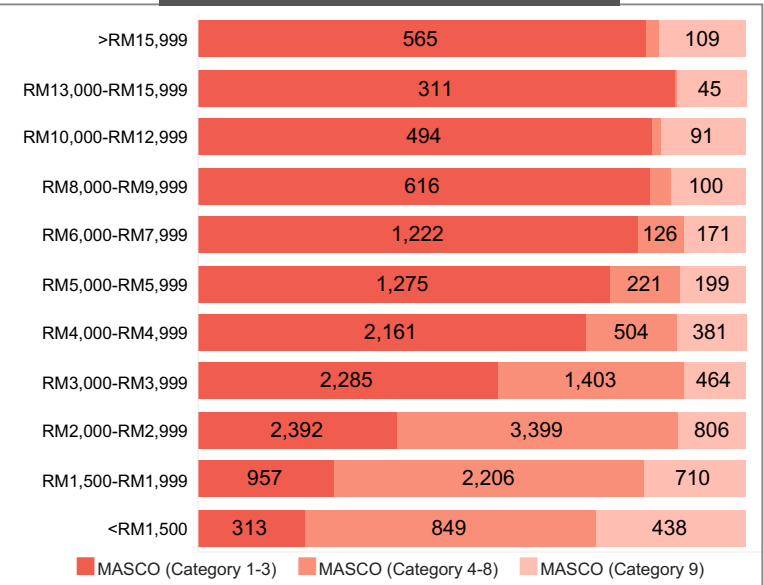
SALARY AVERAGE

- >RM15,999: 696 (3%)
- RM13,000-RM15,999: 361 (1%)
- RM10,000-RM12,999: 604 (2%)
- RM8,000-RM9,999: 751 (3%)
- RM6,000-RM7,999: 1,552 (6%)
- RM5,000-RM5,999: 1,713 (7%)
- RM4,000-RM4,999: 3,078 (12%)
- RM3,000-RM3,999: 4,207 (17%)
- RM2,000-RM2,999: 6,693 (27%)
- RM1,500-RM1,999: 3,955 (16%)
- <RM1,500: 1,625 (6%)

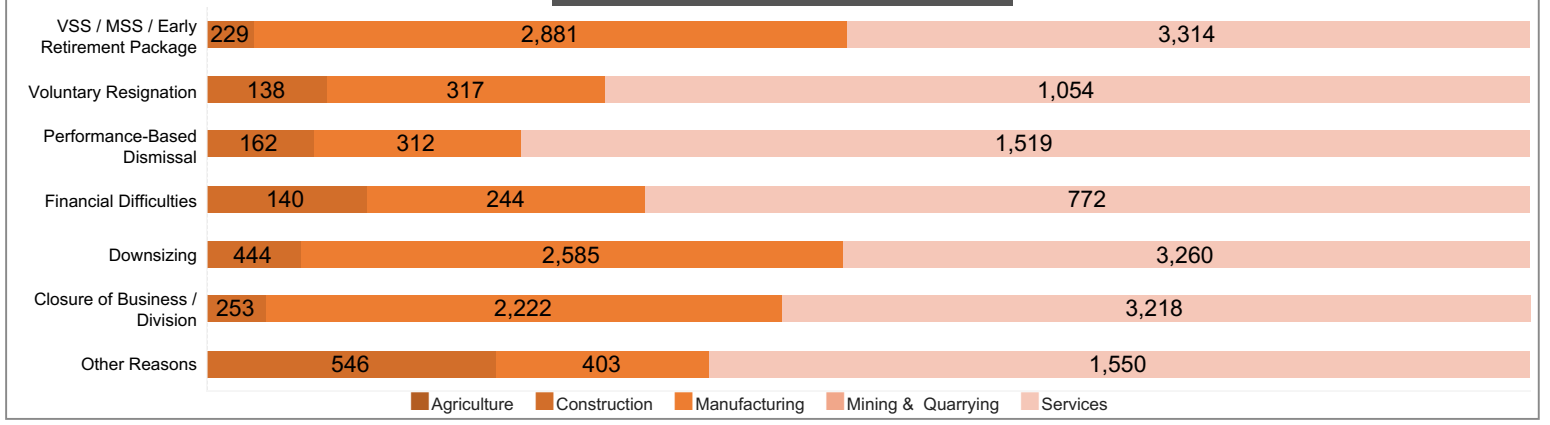
SALARY AVERAGE (RM) vs MAIN SECTORS



SALARY AVERAGE (RM) vs OCCUPATION

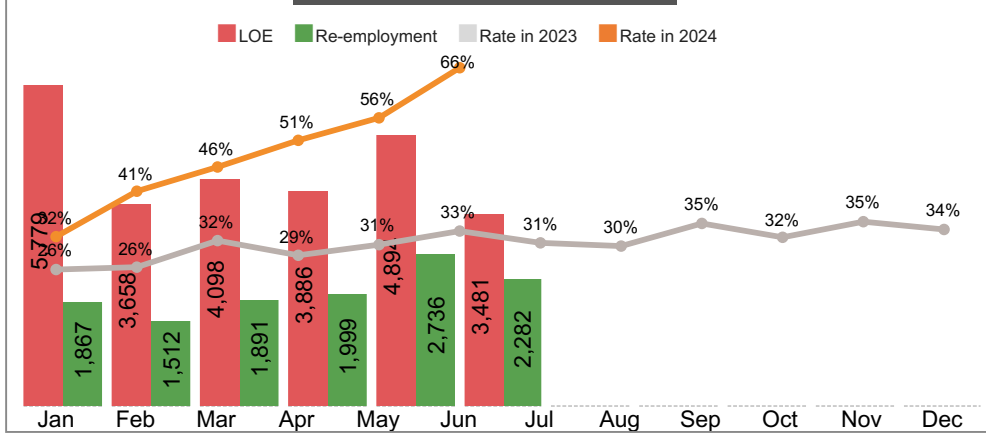


LOE REASONS vs MAIN SECTORS



MAKLUMAT TAMBAHAN
ADDITIONAL INFORMATION

LOE vs RE-EMPLOYMENT



- The re-employment referred to UB recipients who have submitted claims on the early re-employment allowance (ERA).
- Rate of Insured Person return to work via ERA has **increased by 119% in Q2 2024 Q2 2023.**
- The percentage of re-employment is **48%** over the number of job loss as at **June 30, 2024.**

*The number of re-employment stated is based on the numbers of registered IP who re-enters the workforce via ERA

MAIN SECTOR

| Main Sector | LOE | ERA CLAIMS |
|----------------------|--------|------------|
| Agriculture | 204 | 82 |
| Construction | 1,912 | 798 |
| Manufacturing | 8,964 | 4,006 |
| Mining And Quarrying | 29 | 46 |
| Services | 14,687 | 7,332 |

STATE

