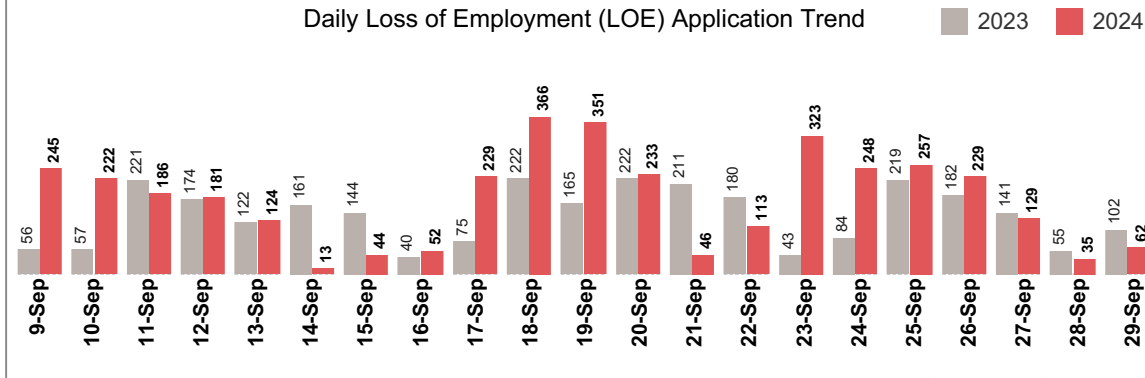


Technical Note:

- (i) Data extraction as at **29 September 2024**
- (ii) LOE means loss of employment based on Unemployment Benefit (UB) applications

Daily Loss of Employment (LOE) Application Trend



- The number of reported UB applications **decreased** by 9% in Q2 2024 compared to Q1 2024.

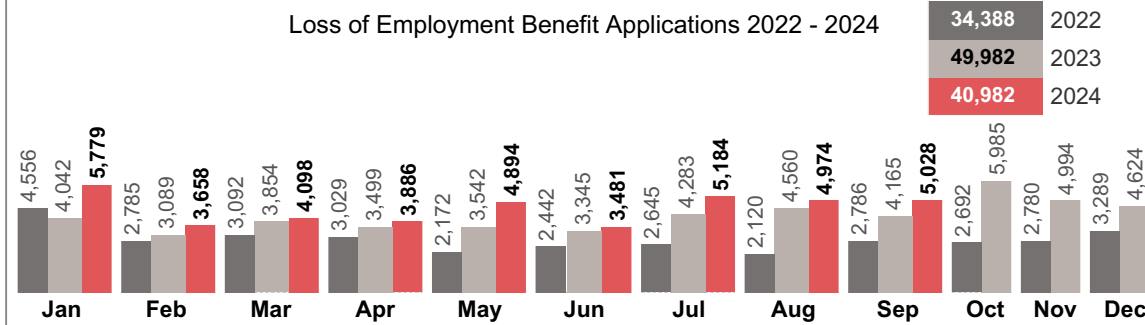
- Employees waged below RM3,000 recorded **48%** cases or **19,147** applicants.

- Manufacturing** industry recorded the highest cases (37%), followed by **Wholesale And Retail Trade** (14%).

- The highest reported LOE claims is in **Selangor** (27%) followed by **WP Kuala Lumpur** (22%).

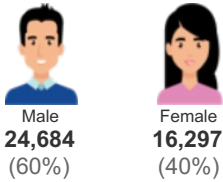
- PMET** (Professionals, Managers, Executive & Technicians) shows the highest occupation category who were retrenched **47%**.

Loss of Employment Benefit Applications 2022 - 2024



**LOE INFOGRAPHICS 2024**  
(cumulative as of 29 September 2024)

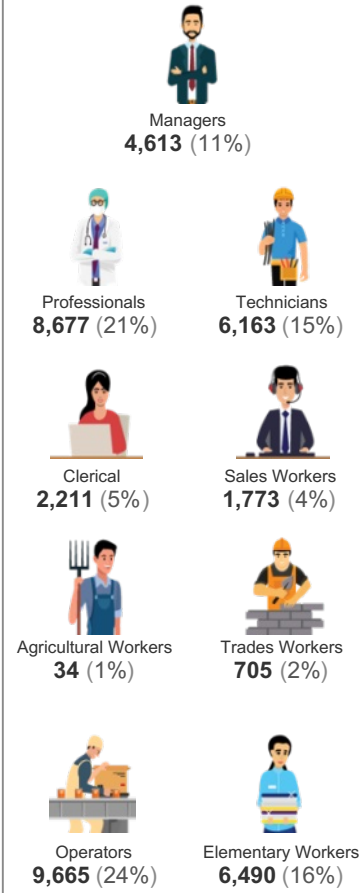
**GENDER**



**MAIN SECTOR**



**OCCUPATION CATEGORIES**



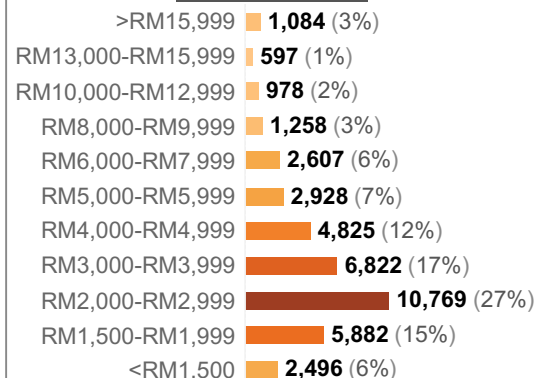
**AGE CATEGORY**



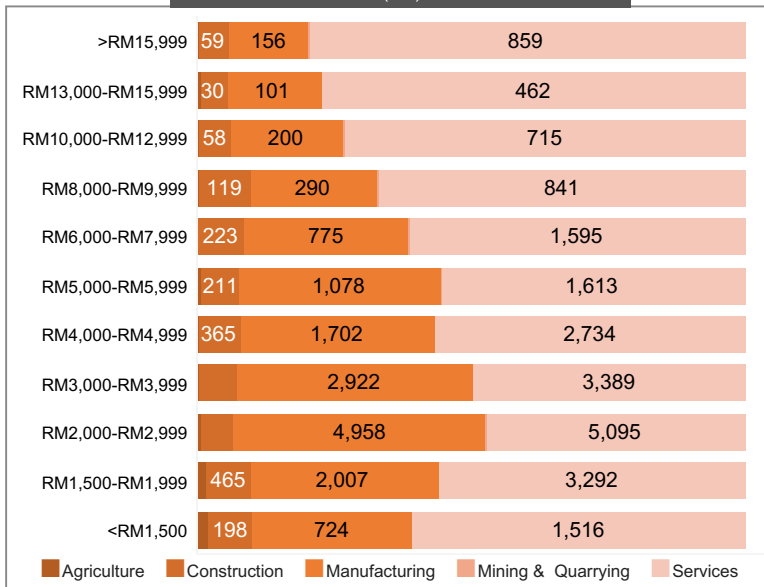
**STATES**



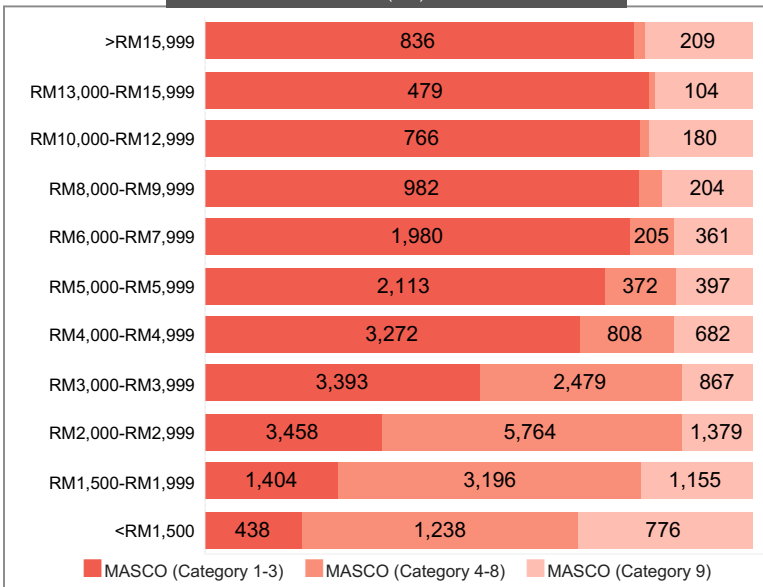
**SALARY AVERAGE**



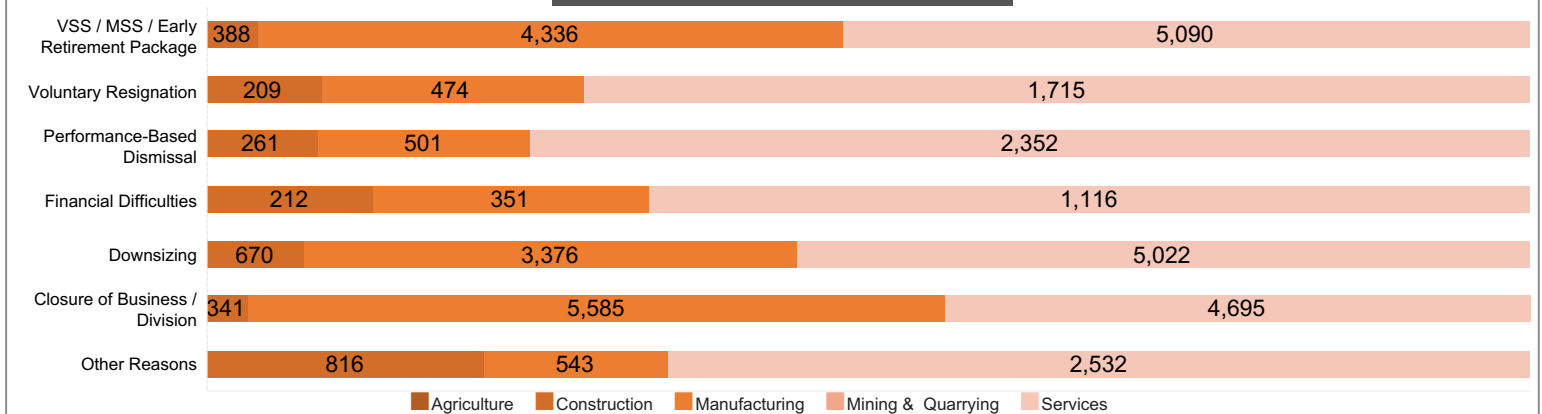
SALARY AVERAGE (RM) vs MAIN SECTORS



SALARY AVERAGE (RM) vs OCCUPATION

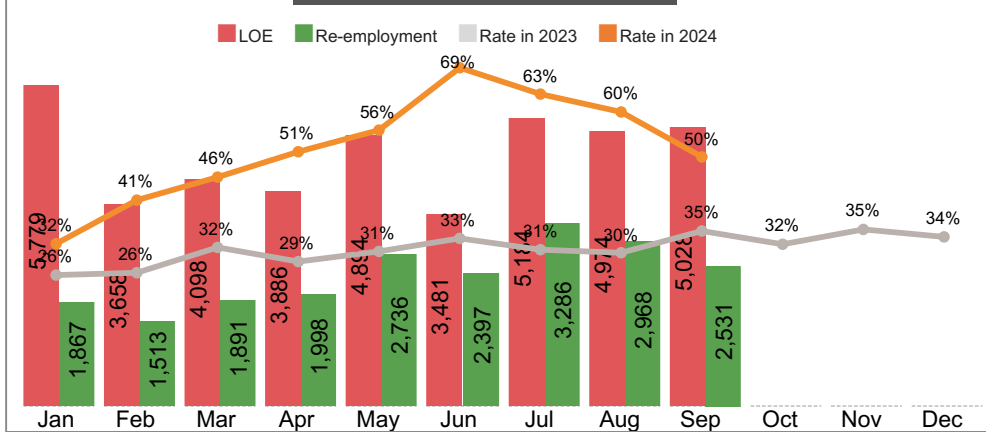


LOE REASONS vs MAIN SECTORS



MAKLUMAT TAMBAHAN  
ADDITIONAL INFORMATION

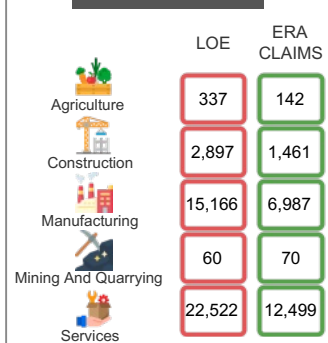
LOE vs RE-EMPLOYMENT



- The re-employment referred to UB recipients who have submitted claims on the early re-employment allowance (ERA).
- Rate of Insured Person return to work via ERA has **increased by 122% in Q2 2024 compared to Q2 2023.**
- The percentage of re-employment is **52%** over the number of job loss as at **September 29, 2024.**

\*The number of re-employment stated is based on the numbers of registered IP who re-enters the workforce via ERA

MAIN SECTOR



STATE

