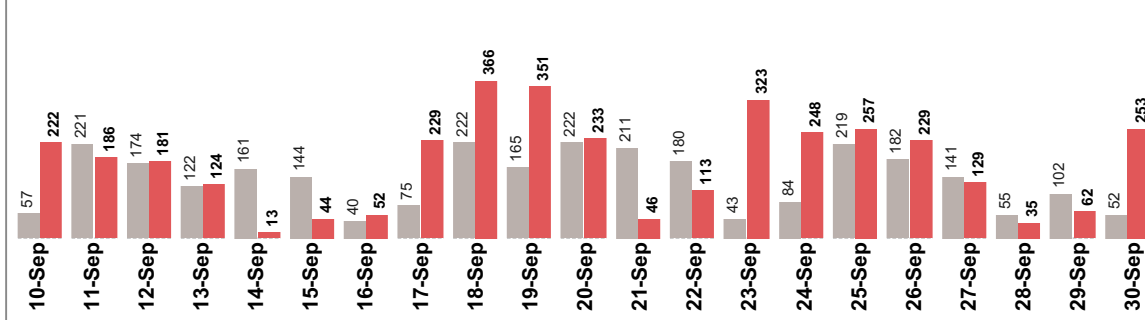


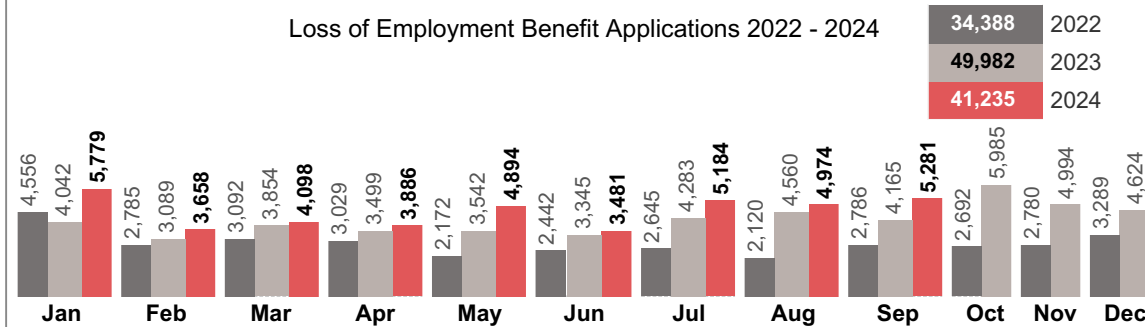
Technical Note:

- (i) Data extraction as at **30 September 2024**
- (ii) LOE means loss of employment based on Unemployment Benefit (UB) applications

Daily Loss of Employment (LOE) Application Trend



Loss of Employment Benefit Applications 2022 - 2024



• The number of reported UB applications **increased** by **26%** in **Q3 2024** compared to **Q2 2024**.

• Employees waged below RM3,000 recorded **48%** cases or **19,293** applicants.

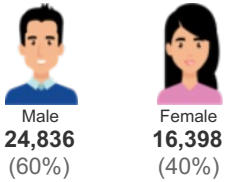
• **Manufacturing** industry recorded the highest cases (**37%**), followed by **Wholesale And Retail Trade** (**14%**).

• The highest reported LOE claims is in **Selangor** (**27%**) followed by **WP Kuala Lumpur** (**22%**).

• **PMET** (Professionals, Managers, Executive & Technicians) shows the highest occupation category who were **retrenched 47%**.

LOE INFOGRAPHICS 2024
(cumulative as of 30 September 2024)

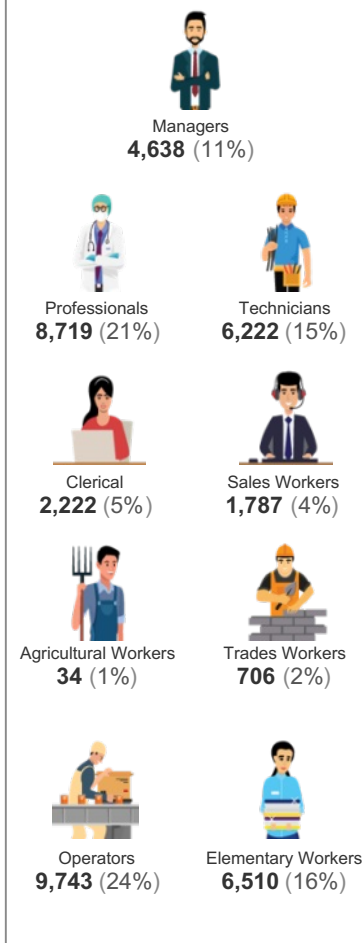
GENDER



MAIN SECTOR



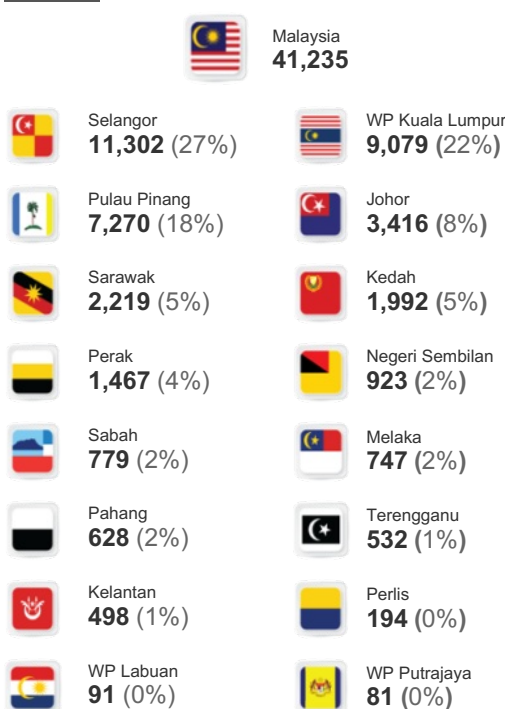
OCCUPATION CATEGORIES



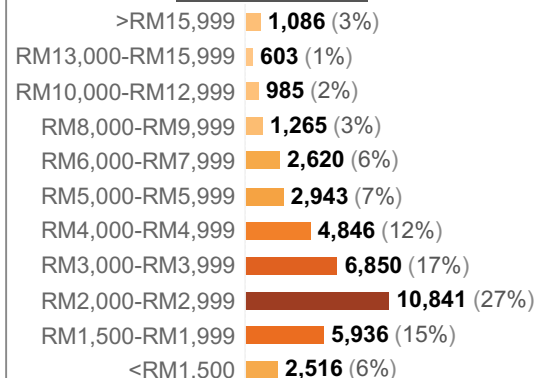
AGE CATEGORY



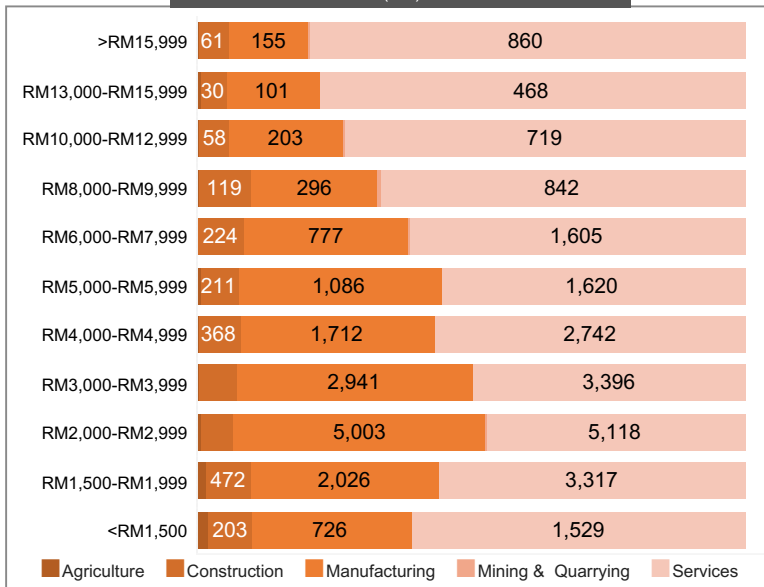
STATES



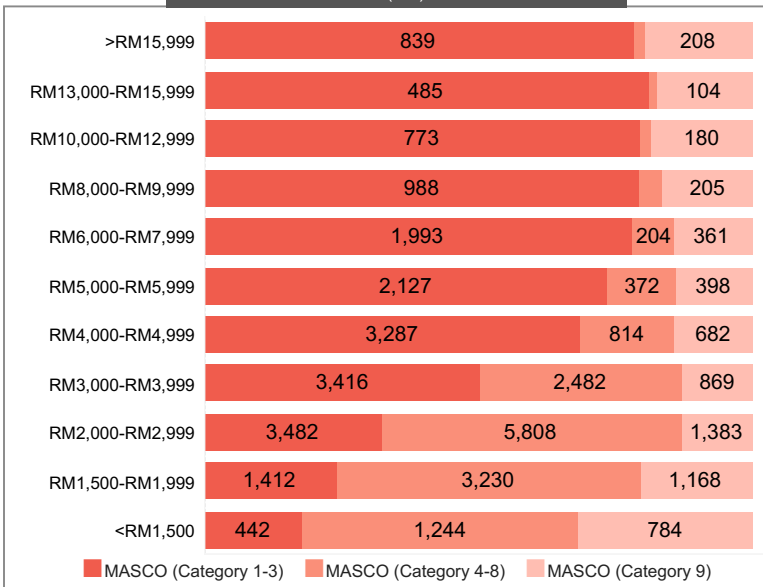
SALARY AVERAGE



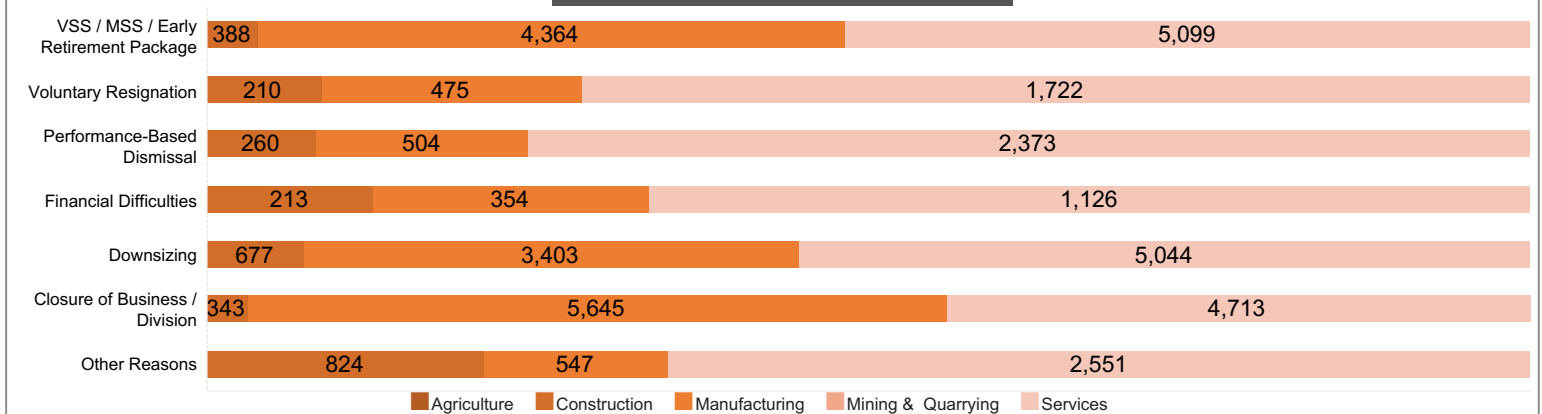
SALARY AVERAGE (RM) vs MAIN SECTORS



SALARY AVERAGE (RM) vs OCCUPATION

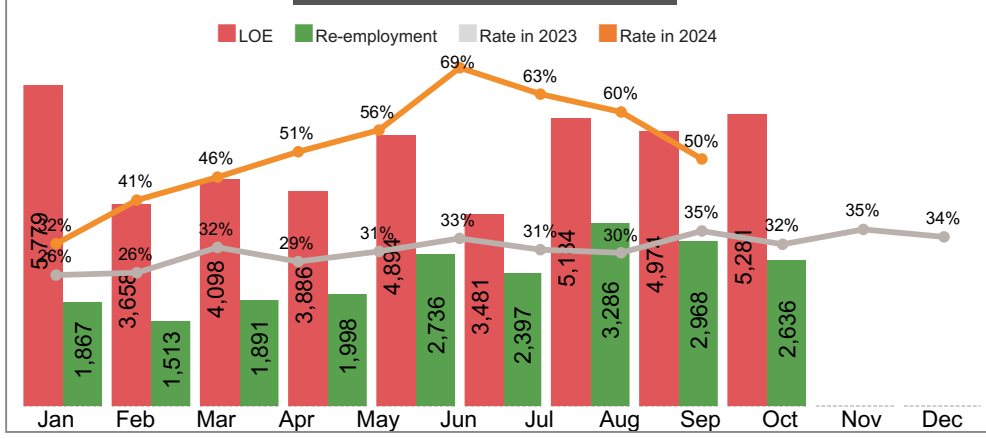


LOE REASONS vs MAIN SECTORS



MAKLUMAT TAMBAHAN
ADDITIONAL INFORMATION

LOE vs RE-EMPLOYMENT



- The re-employment referred to UB recipients who have submitted claims on the early re-employment allowance (ERA).
- Rate of Insured Person return to work via ERA has **increased by 113% in Q3 2024 Q3 2023.**
- The percentage of re-employment is **52%** over the number of job loss as at **September 30, 2024.**

*The number of re-employment stated is based on the numbers of registered IP who re-enters the workforce via ERA

MAIN SECTOR

Main Sector	LOE	ERA CLAIMS
Agriculture	338	143
Construction	2,915	1,467
Manufacturing	15,292	7,021
Mining And Quarrying	62	70
Services	22,628	12,563

STATE

