



MINISTRY OF HUMAN RESOURCES



PERKESO



2024

QUICK FACTS

EMPLOYMENT INSURANCE SYSTEM

DATA AS OF 4 OCTOBER 2024



QUICK FACTS



EMPLOYMENT INSURANCE SYSTEM QUICK FACTS AS OF 4 OCTOBER 2024

	2021	2022	2023	2024	TOTAL
Vacancy	2,480,577	4,753,418	2,002,920	1,149,722	10,386,637
Active Vacancies				128,080	
Jobseeker	887,977	546,325	526,441	339,936	2,300,679
Placement	320,864	294,044	214,914	157,375	987,197
Loss of Employment	61,360	34,388	49,982	42,628	188,358

PERKESO'S ACTIVE CONTRIBUTORS JULY 2024

Active Employees (ACT 4)

9,347,832

Self Employment (ACT 789)

534,651

Active Employees (ACT 800)




6,385,932

UNEMPLOYMENT BY STATE AS OF Q2 2024



QUICK FACTS

MYFUTUREJOBS : VACANCIES

INDICATOR	2021	2022	2023	AS OF 4 OCT 2024
TOTAL	2,480,577	4,753,418	2,002,920	1,149,722
STATE				
				
Johor	242,847	820,368	191,623	111,165
Kedah	61,802	134,183	47,744	26,296
Kelantan	53,821	48,311	22,108	11,980
Melaka	62,228	156,513	45,209	26,476
Negeri Sembilan	86,720	181,371	62,360	29,129
Pahang	70,978	148,733	65,222	22,803
Perak	129,613	193,404	68,196	38,264
Perlis	10,429	5,867	4,889	2,534
Pulau Pinang	209,659	421,388	148,163	80,351
Sabah	74,450	98,434	104,003	83,256
Sarawak	266,591	242,245	240,529	235,751
Selangor	739,038	1,462,665	577,246	256,990
Terengganu	41,192	41,250	19,778	13,717
WP Kuala Lumpur	406,719	782,680	397,306	200,867
WP Labuan	7,511	856	832	1,353
WP Putrajaya	16,979	15,150	7,712	8,790
EDUCATION				
				
Primary	360,590	1,091,544	380,222	166,481
PMR/PT3	342,670	940,209	191,748	97,659
SPM (O-Level)	1,142,015	2,039,886	876,750	448,990
STPM (A-Level)	33,037	38,312	17,971	15,631
Diploma	352,621	382,923	294,241	221,283
Bachelor	243,846	254,454	235,092	194,655
Master	4,283	3,814	3,952	3,280
PhD	1,515	2,276	2,105	1,743
Revision Stage	0	0	839	0
SALARY RANGE				
				
<RM1,500	1,003,343	1,473,240	218,140	48,143
RM1,500-RM1,999	547,675	2,142,049	1,114,560	544,642
RM2,000-RM2,999	363,709	594,993	352,154	288,707
RM3,000-RM3,999	191,775	121,008	125,063	89,873
RM4,000-RM4,999	31,397	36,298	57,055	46,774
RM5,000-RM5,999	35,702	36,552	42,514	45,637
RM6,000-RM7,999	43,132	40,372	31,582	27,666
RM8,000-RM9,999	23,906	23,534	24,469	23,245
RM10,000-RM12,999	17,689	19,915	21,521	24,345
RM13,000-RM15,999	6,042	6,249	9,103	7,365
>RM15,999	3,304	10,031	6,570	3,325
Revision Stage	212,903	249,177	189	0

MYFUTUREJOBS : VACANCIES

INDICATOR	2021	2022	2023	AS OF 4 OCT 2024
TOTAL	2,480,577	4,753,418	2,002,920	1,149,722
Managers	98,813	228,840	128,315	78,876
Professionals	462,024	373,444	315,462	212,401
Technicians	301,750	326,714	282,214	200,845
Clerical Support Workers	182,056	211,790	156,284	132,501
Service & Sales Workers	398,567	510,072	249,471	125,057
Skilled Agricultural Workers	8,347	49,120	20,472	4,641
Craft & Related Trades Workers	176,813	315,621	95,546	62,228
Plant & Machine Operators	221,789	367,929	123,487	67,527
Elementary Occupations	630,418	2,369,888	631,669	265,646
Agriculture, Forestry And Fishing	75,676	244,694	125,613	86,610
Mining And Quarrying	9,226	12,176	20,770	9,818
Manufacturing	603,216	1,600,230	342,791	192,439
Electricity, Gas, Steam	14,438	11,835	12,937	8,979
Water Supply; Sewerage & Waste	9,376	29,042	19,161	4,346
Construction	164,651	761,870	240,194	116,110
Wholesale And Retail	249,744	357,981	189,492	91,613
Transportation	107,741	116,978	58,096	46,708
Accommodation And F&B	353,624	537,816	175,244	72,962
ICT	122,975	101,997	153,245	98,395
Financial And Insurance/Takaful	55,901	50,516	129,819	45,244
Real Estate	16,586	22,475	15,173	10,760
Professional & Technical	171,828	184,576	127,961	72,019
Administrative And Support Service	238,594	408,574	197,147	93,421
Defence Compulsory Social Security	4,167	5,648	7,682	16,858
Education	105,340	56,112	37,805	31,942
Human Health And Social Work	60,335	54,076	60,871	102,856
Arts, Entertainment And Recreation	12,746	9,864	15,295	8,723
Other Service Activities	96,681	168,498	69,018	38,319
Activities Of Households	7,570	18,317	4,163	1,018
Activities Of Extraterritorial	162	143	443	582





OCCUPATION





INDUSTRY

QUICK FACTS

MYFUTUREJOBS : REGISTRATION OF JOBSEEKERS




INDICATOR	2021	2022	2023	AS OF 4 OCT 2024
TOTAL	887,977	546,325	526,441	339,936
STATE				
				
Johor	105,481	60,832	52,959	33,825
Kedah	53,915	35,935	40,614	29,332
Kelantan	42,694	27,388	29,762	21,528
Melaka	29,338	21,191	18,429	12,180
Negeri Sembilan	38,557	23,494	23,864	14,436
Pahang	39,888	22,108	23,387	16,726
Perak	64,725	39,974	38,861	27,505
Perlis	6,163	4,297	4,545	3,363
Pulau Pinang	48,890	29,004	30,836	19,113
Sabah	70,738	48,510	47,961	35,984
Sarawak	54,536	41,956	42,530	27,558
Selangor	213,149	122,107	108,404	59,067
Terengganu	32,857	20,067	20,181	15,653
WP Kuala Lumpur	81,668	45,279	38,977	20,624
WP Labuan	2,062	1,779	1,738	1,218
WP Putrajaya	2,859	2,051	2,994	1,524
Revision Stage	457	353	399	300
GENDER				
Male	422,685	264,974	250,630	166,796
Female	465,292	281,351	275,811	173,140
AGE GROUP				
				
<15	89	115	120	107
15 - 19	1,716	16,901	20,336	30,133
20 - 24	219,340	170,139	179,276	126,189
25 - 29	295,432	161,879	146,182	62,960
30 - 34	145,880	86,312	76,047	39,248
35 - 39	81,221	48,461	46,135	27,494
40 - 44	51,641	26,589	25,280	18,706
45 - 49	36,003	16,004	14,951	12,595
50 - 54	25,247	9,928	9,338	8,316
55 - 59	17,589	6,194	5,619	5,448
60 - 64	9,447	2,648	2,376	4,054
>64	4,278	1,076	760	4,676
Revision Stage	94	79	21	10

MYFUTUREJOBS : REGISTRATION OF JOBSEEKERS

INDICATOR	2021	2022	2023	AS OF 4 OCT 2024
TOTAL	887,977	546,325	526,441	339,936
 EDUCATION				
Primary	11,846	4,882	5,368	8,345
PMR/PT3	20,826	9,538	9,348	8,406
SPM (O-Level)	283,259	108,173	117,723	77,324
STPM (A-Level)	21,031	12,732	11,485	9,996
Diploma	129,127	85,853	89,943	50,982
Bachelor	160,685	103,769	100,695	57,462
Master	13,779	7,717	6,835	3,526
PhD	1,308	893	729	418
Revision Stage	246,116	212,768	184,315	123,477
 OKU				
Total	1,328	1,345	4,163	5,081
Hearing impairment	197	117	298	432
Learning disability	119	164	626	799
Mental disability	223	259	575	479
Multiple disability	30	36	182	200
Physical disability	680	693	2,035	2,725
Speech impairment	12	15	110	82
Visual impairment	67	61	337	364

QUICK FACTS

MYFUTUREJOBS : PLACEMENT

INDICATOR	2021	2022	2023	AS OF 4 OCT 2024
TOTAL	320,864	294,044	214,914	157,375
STATE				
				
Johor	39,725	33,037	19,853	16,178
Kedah	11,963	11,416	8,896	8,504
Kelantan	5,336	17,834	3,439	3,402
Melaka	9,084	8,104	6,314	5,429
Negeri Sembilan	9,095	7,226	6,834	5,491
Pahang	7,942	6,524	5,739	6,124
Perak	17,437	15,917	9,108	8,345
Perlis	1,126	1,047	910	943
Pulau Pinang	29,385	21,588	18,028	13,220
Sabah	6,977	19,297	11,957	8,195
Sarawak	13,336	15,443	11,568	8,621
Selangor	80,122	57,128	54,846	34,763
Terengganu	8,414	5,427	4,366	3,652
WP Kuala Lumpur	64,750	67,439	37,832	21,341
WP Labuan	452	687	598	364
WP Putrajaya	15,720	5,930	987	2,552
Revision Stage	0	0	13,639	10,251
GENDER				
Male	177,494	145,650	109,933	83,422
Female	143,370	148,394	104,981	73,953
OKU				
Total Disabled Person	1,377	3,186	2,832	2,728
AGE GROUP				
				
<15	5	0	0	3
15 - 19	33,261	20,474	6,109	3,528
20 - 24	100,892	75,501	66,058	49,052
25 - 29	66,458	66,689	68,702	31,992
30 - 34	35,341	41,429	30,369	16,700
35 - 39	26,126	29,476	17,079	20,633
40 - 44	20,769	21,165	10,766	13,047
45 - 49	15,588	16,167	7,467	8,785
50 - 54	10,809	12,574	4,768	5,232
55 - 59	7,111	8,136	2,436	2,350
60 - 64	2,992	1,379	1,160	2,836
>64	1,512	1,054	0	3,042
Revision Stage	0	0	0	175
EDUCATION				
				
Primary	4,836	5,461	3,630	4,860
PMR/PT3	10,675	11,251	5,612	4,431
SPM (O-Level)	130,931	95,956	67,155	52,937
STPM (A-Level)	8,545	7,697	4,845	3,670
Diploma	53,068	52,347	38,654	31,029
Bachelor	46,970	48,678	45,613	32,528
Master	3,527	3,213	3,223	3,307
PhD	241	188	267	274
Revision Stage	62,071	69,253	45,915	24,339

* The placement statistics in this report are delayed by one week compared to the current reporting week

MYFUTUREJOBS : PLACEMENT

INDICATOR	2021	2022	2023	AS OF 4 OCT 2024
TOTAL	320,864	294,044	214,914	157,375
SALARY RANGE				
<RM1,500	59,314	33,983	33,535	11,539
RM1,500-RM1,999	128,831	77,486	79,822	59,886
RM2,000-RM2,999	63,101	39,381	54,403	31,649
RM3,000-RM3,999	24,855	15,014	20,725	12,666
RM4,000-RM4,999	10,089	15,846	8,911	6,729
RM5,000-RM5,999	6,311	3,345	8,696	12,832
RM6,000-RM7,999	5,779	1,503	820	1,173
RM8,000-RM9,999	3,709	927	420	646
RM10,000-RM12,999	2,203	644	359	485
RM13,000-RM15,999	600	123	162	294
>RM15,999	641	152	269	454
Revision Stage	15,431	105,640	6,792	19,022
OCCUPATION				
Managers	21,447	7,729	12,219	12,461
Professionals	60,879	24,987	39,391	27,311
Technicians	50,189	43,789	39,722	20,957
Clerical Support Workers	28,038	10,712	15,763	22,766
Service and Sales Workers	61,412	100,559	35,091	16,336
Skilled Agriculture Workers	3,086	944	1,856	330
Craft and related Trades Workers	9,844	4,404	7,212	4,377
Plant and Machine Operators	33,007	20,390	16,753	16,295
Elementary Occupations	35,041	10,569	27,086	12,190
Revision Stage	17,921	69,961	19,821	24,352
INDUSTRY				
Agriculture, Forestry And Fishing	3,815	2,650	2,033	1,490
Mining & Quarrying	736	782	695	740
Manufacturing	57,388	63,966	42,470	31,559
Electricity, Gas, Steam	2,608	1,247	1,218	668
Water Supply, Sewerage & Waste	1,257	832	1,304	553
Construction	16,510	8,544	11,042	7,654
Wholesale And Retail	34,334	44,298	30,030	20,281
Transportation	18,687	13,576	8,334	7,107
Accommodation And F&B	30,825	21,448	17,017	9,747
ICT	18,837	16,264	5,661	4,047
Financial And Insurance/Takaful	5,263	3,768	5,035	3,564
Real Estate	4,474	1,162	1,751	1,455
Professional & Technical	13,775	10,529	15,424	8,230
Administrative And Support Service	16,056	11,257	8,321	5,023
Defence Compulsory Social Security	5,449	8,827	11,827	22,202
Education	12,959	5,049	6,346	3,559
Human Health And Social Work	6,498	16,944	5,787	3,416
Arts, Entertainment And Recreation	3,643	1,415	1,454	590
Other Service Activities	49,294	25,516	26,521	11,614
Activities Of Households	2,791	1,900	736	266
Activities Of Extraterritorial	627	571	417	280
Revision Stage	15,038	33,499	11,491	13,330

QUICK FACTS

LOSS OF EMPLOYMENT

INDICATOR	2021	2022	2023	AS OF 4 OCT 2024
TOTAL	61,360	34,388	49,982	42,628
STATE				
Johor	5,145	3,199	5,099	3,472
Kedah	2,932	1,189	1,750	2,029
Kelantan	374	666	560	500
Melaka	987	543	1,806	770
Negeri Sembilan	1,079	632	1,432	935
Pahang	861	659	1,066	717
Perak	2,675	1,664	1,647	1,488
Perlis	146	40	140	195
Pulau Pinang	3,529	2,112	5,844	7,827
Sabah	2,934	1,299	1,420	791
Sarawak	1,982	1,065	2,410	2,307
Selangor	21,198	10,546	14,763	11,601
Terengganu	704	817	502	536
WP Kuala Lumpur	16,488	9,766	11,116	9,265
WP Labuan	220	110	123	94
WP Putrajaya	106	75	304	84
Revision Stage	0	6	0	17
GENDER				
Male	34,779	20,748	28,746	25,665
Female	26,581	13,640	21,236	16,962
Revision Stage	0	0	0	1
EDUCATION				
Primary	1,740	895	3,050	2,548
PMR/PT3	3,999	2,096	2,938	2,621
SPM (O-Level)	21,637	13,374	18,472	17,064
STPM (A-Level)	1,783	856	1,271	752
Diploma	15,394	8,024	11,898	9,499
Bachelor	12,833	6,981	10,811	8,925
Master	1,742	987	1,446	1,131
PhD	125	54	96	88
Revision Stage	2,107	1,121	0	0
SALARY RANGE				
<RM1,500	11,645	5,126	4,778	2,559
RM1,500-RM1,999	8,169	5,073	8,914	6,028
RM2,000-RM2,999	13,668	8,324	12,094	11,158
RM3,000-RM3,999	10,806	6,169	7,496	7,030
RM4,000-RM4,999	5,166	3,040	5,050	4,998
RM5,000-RM5,999	3,007	1,644	2,816	3,055
RM6,000-RM7,999	3,259	1,849	3,193	2,736
RM8,000-RM9,999	1,761	865	1,556	1,321
RM10,000-RM12,999	1,226	750	1,354	1,036
RM13,000-RM15,999	675	373	736	629
>RM15,999	1,106	679	1,302	1,180
Revision Stage	872	496	693	898

QUICK FACTS

LOSS OF EMPLOYMENT

INDICATOR	2021	2022	2023	AS OF 4 OCT 2024
TOTAL	61,360	34,388	49,982	42,628
OCCUPATION				
Managers	9,616	4,901	7,001	4,827
Professionals	17,051	8,467	13,092	9,029
Technicians	12,189	6,509	8,250	6,501
Clerical Support Workers	5,692	3,066	3,138	2,277
Service and Sales Workers	4,319	1,463	2,893	1,812
Skilled Agriculture Workers	51	19	59	34
Craft & Related Trades Workers	1,105	787	1,148	727
Plant and Machine Operators	7,022	5,922	9,767	10,120
Elementary Occupations	3,931	3,050	4,215	6,636
Revision Stage	384	204	419	665
INDUSTRY				
Agriculture, Forestry And Fishing	504	366	998	351
Mining & Quarrying	732	254	306	65
Manufacturing	13,205	8,843	15,161	16,048
Electricity, Gas, Steam	510	237	75	123
Water Supply, Sewerage & Waste	163	97	98	91
Construction	4,888	2,381	3,193	2,968
Wholesale & Retail	10,613	4,763	7,316	6,095
Transportation	3,136	4,077	4,025	2,708
Accommodation And F&B	4,856	1,056	1,231	1,586
ICT	4,762	2,457	3,532	3,556
Financial And Insurance/Takaful	2,080	1,002	993	1,377
Real Estate	1,739	576	790	534
Professional & Technical	4,986	3,112	3,139	2,692
Administrative And Support Service	4,150	1,520	2,765	2,281
Defence Compulsory Social Security	73	403	1,192	296
Education	1,764	694	443	352
Human Health And Social Work	612	476	618	438
Arts, Entertainment And Recreation	637	300	136	105
Other Service Activities	1,904	1,715	3,811	941
Activities Of Households	3	34	117	10
Activities Of Extraterritorial	43	25	43	7
Revision Stage	0	0	0	4
REASON FOR LOSS OF EMPLOYMENT				
Closure of Business / Division	12,703	8,422	11,146	11,086
Downsizing	10,084	6,205	10,013	9,468
Financial Difficulties	6,213	2,354	3,288	1,750
Performance-Based Dismissal	7,312	3,423	4,619	3,231
Voluntary Resignation	5,292	3,653	3,447	2,542
VSS / MSS / Early Retirement Package	10,898	6,641	11,652	10,499
Other Reasons	8,858	3,690	5,817	4,052