



MINISTRY OF HUMAN RESOURCES



PERKESO



SABAH QUICK FACTS

EMPLOYMENT INSURANCE SYSTEM

AS OF 13 DECEMBER 2024



QUICK FACTS



EMPLOYMENT INSURANCE SYSTEM QUICK FACTS AS OF 13 DECEMBER 2024

	2021	2022	2023	2024	TOTAL
Vacancy	74,450	98,434	104,003	109,757	386,644
Active Vacancies				8,766	
Jobseeker	70,738	48,510	47,961	41,504	208,713
Placement	6,977	19,297	11,957	11,079	49,310
Loss of Employment	2,934	1,299	1,420	1,335	6,988

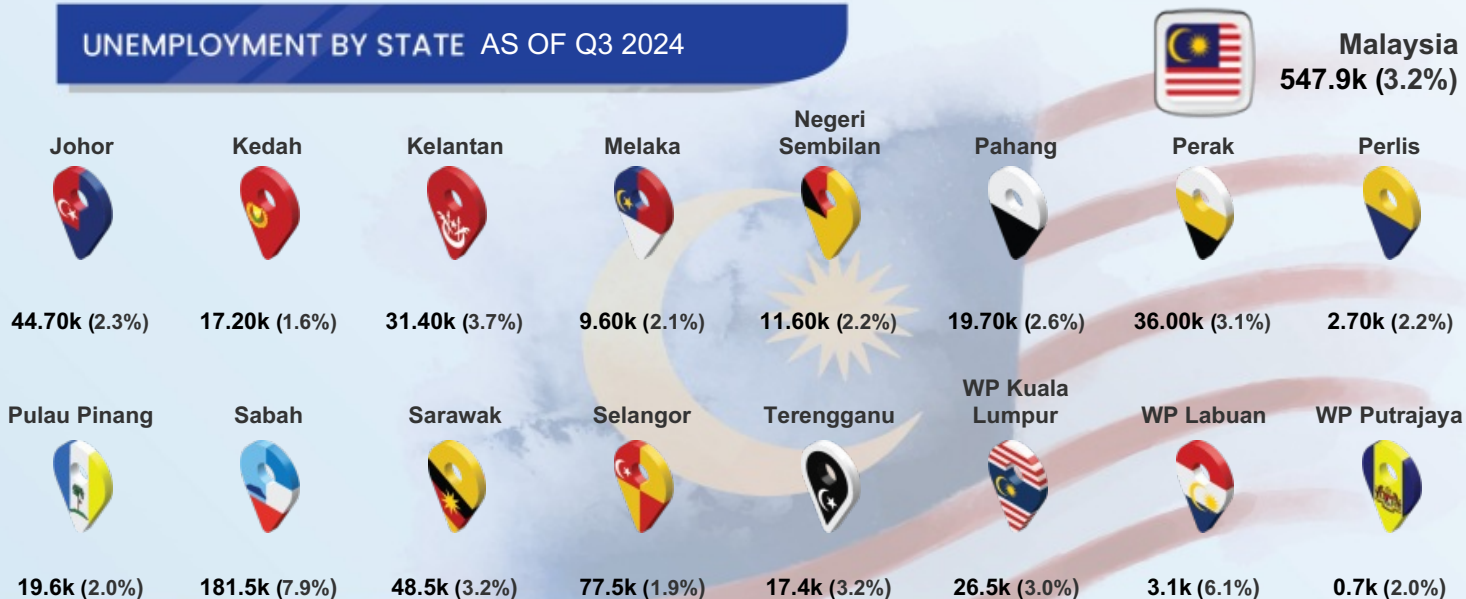
PERKESO'S ACTIVE CONTRIBUTORS SEPTEMBER 2024

**Active Employees
(ACT 4)**
402,505

**Self Employment
(ACT 789)**
21,218

**Active Employees
(ACT 800)**
262,189

UNEMPLOYMENT BY STATE AS OF Q3 2024



Notes: (%) show unemployment rates

QUICK FACTS



MYFUTUREJOBS : VACANCIES

INDICATOR	2021	2022	2023	AS OF 13 DEC 2024
SABAH	74,450	98,434	104,003	109,757
Johor	242,847	820,368	191,623	139,640
Kedah	61,802	134,183	47,744	33,367
Kelantan	53,821	48,311	22,108	15,150
Melaka	62,228	156,513	45,209	39,776
Negeri Sembilan	86,720	181,371	62,360	35,798
Pahang	70,978	148,733	65,222	30,948
Perak	129,613	193,404	68,196	47,342
Perlis	10,429	5,867	4,889	4,228
Pulau Pinang	209,659	421,388	148,163	98,182
Sabah	74,450	98,434	104,003	109,757
Sarawak	266,591	242,245	240,529	301,193
Selangor	739,038	1,462,665	577,246	332,905
Terengganu	41,192	41,250	19,778	17,652
WP Kuala Lumpur	406,719	782,680	397,306	245,547
WP Labuan	7,511	856	832	1,774
WP Putrajaya	16,979	15,150	7,712	10,647
Primary	20,911	35,513	36,260	29,996
PMR/PT3	10,714	17,487	18,957	24,211
SPM (O-Level)	25,690	28,428	31,088	37,847
STPM (A-Level)	1,278	1,094	1,201	1,220
Diploma	10,194	9,286	9,788	9,765
Bachelor	5,473	6,323	6,456	6,374
Master	170	272	222	311
PhD	20	31	31	33
<RM1,500	34,051	27,901	10,751	8,780
RM1,500-RM1,999	11,826	46,713	72,852	80,230
RM2,000-RM2,999	7,100	7,006	10,898	10,390
RM3,000-RM3,999	7,311	3,104	3,174	3,707
RM4,000-RM4,999	967	1,581	1,508	1,365
RM5,000-RM5,999	1,320	1,041	1,246	1,957
RM6,000-RM7,999	1,766	1,606	1,609	973
RM8,000-RM9,999	550	822	718	953
RM10,000-RM12,999	431	343	461	601
RM13,000-RM15,999	211	207	274	309
>RM15,999	528	334	512	492
Revision Stage	8,389	7,776	0	0



STATE



EDUCATION



SALARY RANGE



MYFUTUREJOBS : VACANCIES

INDICATOR	2021	2022	2023	AS OF 13 DEC 2024
SABAH	74,450	98,434	104,003	109,757
OCCUPATION				
Managers	2,524	3,869	5,029	5,465
Professionals	12,579	11,385	10,597	13,669
Technicians	11,808	10,677	11,414	14,286
Clerical Support Workers	3,385	2,926	3,989	6,767
Service & Sales	9,783	7,748	5,827	6,664
Skilled Agriculture	762	2,918	2,513	1,780
Craft & Related Trades Workers	4,792	7,149	3,752	3,687
Plant & Machine Operators	5,680	5,201	6,079	4,270
Elementary Occupations	23,137	46,561	54,803	53,169
INDUSTRY				
Agriculture, Forestry And Fishing	10,527	38,140	43,970	44,216
Mining And Quarrying	1,874	2,189	1,420	2,655
Manufacturing	7,740	12,349	14,887	10,247
Electricity, Gas, Steam	448	549	823	502
Water Supply; Sewerage & Waste	245	215	269	419
Construction	5,476	10,883	8,110	11,555
Wholesale And Retail	10,484	5,015	4,435	4,901
Transportation	1,222	1,005	2,251	3,790
Accommodation And F&B	12,195	7,369	5,005	4,955
ICT	2,861	772	1,032	5,739
Financial And Insurance/Takaful	417	828	2,418	1,475
Real Estate	497	2,966	1,727	1,627
Professional & Technical	5,266	4,350	3,849	4,303
Administrative And Support Service	4,960	4,859	5,506	5,004
Defence Compulsory Social Security	91	9	76	211
Education	4,932	1,541	2,065	1,484
Human Health And Social Work	3,251	1,117	1,567	1,913
Arts, Entertainment And Recreation	195	154	303	189
Other Service Activities	1,695	4,040	4,001	4,408
Activities Of Households	74	83	283	159
Activities Of Extraterritorial	0	1	6	5

QUICK FACTS



MYFUTUREJOBS : REGISTRATION OF JOBSEEKERS

INDICATOR	2021	2022	2023	AS OF 13 DEC 2024
SABAH	70,738	48,510	47,961	41,504
Johor	105,481	60,832	52,959	40,952
Kedah	53,915	35,935	40,614	34,568
Kelantan	42,694	27,388	29,762	24,493
Melaka	29,338	21,191	18,429	14,184
Negeri Sembilan	38,557	23,494	23,864	16,888
Pahang	39,888	22,108	23,387	20,500
Perak	64,725	39,974	38,861	33,194
Perlis	6,163	4,297	4,545	3,873
Pulau Pinang	48,890	29,004	30,836	22,917
Sabah	70,738	48,510	47,961	41,504
Sarawak	54,536	41,956	42,530	32,488
Selangor	213,149	122,107	108,404	68,492
Terengganu	32,857	20,067	20,181	18,263
WP Kuala Lumpur	81,668	45,279	38,977	24,603
WP Labuan	2,062	1,779	1,738	1,417
WP Putrajaya	2,859	2,051	2,994	1,791
Revision Stage	457	353	399	375
Male	31,307	23,771	22,286	17,785
Female	39,431	24,739	25,675	23,719
<15	10	12	15	7
15 - 19	83	2,402	2,601	5,058
20 - 24	21,338	16,773	16,156	14,649
25 - 29	23,086	13,263	12,732	7,157
30 - 34	12,356	7,320	7,114	5,037
35 - 39	6,098	4,178	4,875	4,053
40 - 44	3,244	2,329	2,377	2,542
45 - 49	1,789	1,151	1,078	1,432
50 - 54	1,166	566	576	605
55 - 59	873	348	277	327
60 - 64	436	120	107	304
>64	251	36	49	331
Revision Stage	8	12	4	2



STATE





AGE GROUP

MYFUTUREJOBS : REGISTRATION OF JOBSEEKERS



QUICK FACTS

INDICATOR		2021	2022	2023	AS OF 13 DEC 2024
	SABAH	70,738	48,510	47,961	41,504
 EDUCATION	Primary	1,108	651	949	1,633
	PMR/PT3	2,870	1,402	1,294	1,754
	SPM (O-Level)	24,782	11,578	12,968	13,254
	STPM (A-Level)	3,017	2,354	2,021	2,466
	Diploma	8,203	5,916	6,600	4,410
	Bachelor	8,035	5,585	5,994	4,235
	Master	507	278	269	159
	PhD	39	27	14	12
	Revision Stage	22,177	20,719	17,852	13,581
 OKU	Total	54	66	287	323
	Hearing impairment	8	4	28	48
	Learning disability	3	1	26	35
	Mental disability	7	7	33	33
	Multiple disability	3	3	8	19
	Physical disability	30	40	137	153
	Speech impairment	0	1	13	5
	Visual impairment	3	10	42	30

QUICK FACTS



MYFUTUREJOBS : PLACEMENT

INDICATOR	2021	2022	2023	AS OF 6 DEC 2024
SABAH	6,977	19,297	11,957	11,079
STATE				
Johor	39,725	33,037	19,853	21,709
Kedah	11,963	11,416	8,896	9,345
Kelantan	5,336	17,834	3,439	4,033
Melaka	9,084	8,104	6,314	6,130
Negeri Sembilan	9,095	7,226	6,834	6,329
Pahang	7,942	6,524	5,739	7,844
Perak	17,437	15,917	9,108	11,250
Perlis	1,126	1,047	910	1,114
Pulau Pinang	29,385	21,588	18,028	15,876
Sabah	6,977	19,297	11,957	11,079
Sarawak	13,336	15,443	11,568	13,087
Selangor	80,122	57,128	54,846	42,512
Terengganu	8,414	5,427	4,366	4,547
WP Kuala Lumpur	64,750	67,439	37,832	26,415
WP Labuan	452	687	598	528
WP Putrajaya	15,720	5,930	987	2,719
Revision Stage	0	0	13,639	14,488
GENDER				
Male	4,198	8,463	6,019	5,668
Female	2,779	10,834	5,938	5,411
OKU				
Total Disabled Person	45	138	684	165
AGE GROUP				
<15	0	0	0	1
15 - 19	532	1,036	403	312
20 - 24	2,196	4,080	3,826	4,430
25 - 29	1,712	4,493	3,586	1,901
30 - 34	905	3,300	1,779	969
35 - 39	636	2,373	1,056	1,472
40 - 44	428	1,569	600	802
45 - 49	282	969	358	439
50 - 54	153	781	211	212
55 - 59	83	491	103	116
60 - 64	30	38	35	170
>64	20	167	0	255
EDUCATION				
Primary	195	998	337	433
PMR/PT3	536	1,781	313	348
SPM (O-Level)	2,692	8,725	4,142	4,281
STPM (A-Level)	361	1,029	553	697
Diploma	1,282	3,060	1,916	2,056
Bachelor	860	1,890	1,912	1,632
Master	47	78	75	173
PhD	0	3	13	6
Revision Stage	1,004	1,733	2,696	1,453



MYFUTUREJOBS : PLACEMENT

INDICATOR

2021

2022

2023

AS OF
6 DEC 2024


SABAH

6,977

19,297

11,957

11,079



SALARY RANGE

	2021	2022	2023	AS OF 6 DEC 2024
<RM1,500	2,341	2,638	1,904	672
RM1,500-RM1,999	2,316	2,585	6,957	5,823
RM2,000-RM2,999	744	968	2,048	2,253
RM3,000-RM3,999	171	338	459	728
RM4,000-RM4,999	81	296	146	176
RM5,000-RM5,999	72	38	131	260
RM6,000-RM7,999	35	24	17	19
RM8,000-RM9,999	48	33	3	7
RM10,000-RM12,999	19	12	4	3
RM13,000-RM15,999	4	4	1	4
>RM15,999	2	3	6	5
Revision Stage	1,144	12,358	281	1,129



OCCUPATION

	2021	2022	2023	AS OF 6 DEC 2024
Managers	293	251	412	588
Professionals	772	1,142	1,778	1,348
Technicians	1,008	1,170	1,818	1,178
Clerical Support Workers	705	542	1,090	2,627
Service and Sales	1,014	10,810	2,700	1,632
Skilled Agriculture	369	193	203	39
Craft and related Trades Workers	258	135	413	333
Plant and Machine Operators	566	476	898	440
Elementary Occupations	925	618	1,825	1,187
Revision Stage	1,067	3,960	820	1,707



INDUSTRY

	2021	2022	2023	AS OF 6 DEC 2024
Agriculture, Forestry And Fishing	462	502	393	309
Mining & Quarrying	4	79	33	84
Manufacturing	484	756	1,339	967
Electricity, Gas, Steam	37	124	87	81
Water Supply, Sewerage & Waste	5	19	42	68
Construction	524	547	1,002	696
Wholesale And Retail	605	7,020	2,037	1,993
Transportation	794	931	429	334
Accommodation And F&B	570	876	1,328	709
ICT	223	1,517	86	115
Financial And Insurance/Takaful	35	148	225	173
Real Estate	29	18	114	133
Professional & Technical	251	326	590	448
Administrative And Support Service	268	973	463	282
Defence Compulsory Social Security	83	208	442	2,100
Education	205	282	303	244
Human Health And Social Work	340	239	364	202
Arts, Entertainment And Recreation	207	127	120	80
Other Service Activities	681	2,011	2,208	1,260
Activities Of Households	23	324	113	26
Activities Of Extraterritorial	5	7	11	12
Revision Stage	1,142	2,263	228	763

QUICK FACTS



LOSS OF EMPLOYMENT

INDICATOR	2021	2022	2023	AS OF 13 DEC 2024
SABAH	2,934	1,299	1,420	1,335
Johor	5,145	3,199	5,099	4,431
Kedah	2,932	1,189	1,750	2,611
Kelantan	374	666	560	662
Melaka	987	543	1,806	1,578
Negeri Sembilan	1,079	632	1,432	1,254
Pahang	861	659	1,066	1,084
Perak	2,675	1,664	1,647	1,896
Perlis	146	40	140	210
Pulau Pinang	3,529	2,112	5,844	9,941
Sabah	2,934	1,299	1,420	1,335
Sarawak	1,982	1,065	2,410	3,549
Selangor	21,198	10,546	14,763	14,194
Terengganu	704	817	502	622
WP Kuala Lumpur	16,488	9,766	11,116	11,885
WP Labuan	220	110	123	128
WP Putrajaya	106	75	304	140
Revision Stage	0	6	0	22
GENDER				
Male	1,814	815	834	689
Female	1,120	484	586	646
EDUCATION				
Primary	183	90	165	280
PMR/PT3	299	141	144	188
SPM (O-Level)	1,384	580	550	594
STPM (A-Level)	120	55	68	29
Diploma	479	218	251	168
Bachelor	288	128	206	69
Master	17	10	35	7
PhD	1	1	1	0
Revision Stage	163	76	0	0
SALARY RANGE				
<RM1,500	1,938	436	267	433
RM1,500-RM1,999	358	266	498	480
RM2,000-RM2,999	299	265	327	236
RM3,000-RM3,999	120	151	116	78
RM4,000-RM4,999	61	56	57	37
RM5,000-RM5,999	18	38	39	18
RM6,000-RM7,999	30	30	37	18
RM8,000-RM9,999	11	10	22	13
RM10,000-RM12,999	3	7	17	5
RM13,000-RM15,999	4	4	13	5
>RM15,999	9	3	6	1
Revision Stage	83	33	21	11

LOSS OF EMPLOYMENT

INDICATOR	2021	2022	2023	AS OF 13 DEC 2024
SABAH	2,934	1,299	1,420	1,335
OCCUPATION				
Managers	260	121	132	62
Professionals	408	179	217	89
Technicians	540	162	196	109
Clerical Support Workers	393	163	144	153
Service and Sales	337	120	263	142
Skilled Agriculture	21	8	7	2
Craft & Related Trades Workers	64	31	38	99
Plant and Machine Operators	450	307	107	117
Elementary Occupations	413	190	187	317
Revision Stage	48	18	129	245
INDUSTRY				
Agriculture, Forestry And Fishing	44	80	115	41
Mining And Quarrying	3	3	2	2
Manufacturing	1,175	163	102	307
Electricity, Gas, Steam	7	3	7	7
Water Supply, Sewerage & Waste	3	3	12	6
Construction	172	84	120	97
Wholesale & Retail	431	226	359	486
Transportation	85	281	225	60
Accommodation And F&B	413	76	104	95
ICT	31	24	21	5
Financial And Insurance/Takaful	43	9	16	15
Real Estate	129	23	14	23
Professional & Technical	63	105	69	33
Administrative And Support Service	103	24	52	46
Defence Compulsory Social Security	2	18	24	7
Education	78	10	18	7
Human Health And Social Work	21	46	13	19
Arts, Entertainment And Recreation	31	7	15	9
Other Service Activities	98	112	123	65
Activities Of Households	0	2	9	1
Activities Of Extraterritorial	2	0	0	2
Revision Stage	0	0	0	2
REASON FOR LOSS OF EMPLOYMENT				
Closure of Business / Division	432	496	527	614
Downsizing	240	90	112	222
Financial Difficulties	858	103	145	76
Performance-Based Dismissal	265	193	189	161
Voluntary Resignation	173	131	98	93
VSS / MSS / Early Retirement Package	309	83	198	55
Other Reasons	657	203	151	114