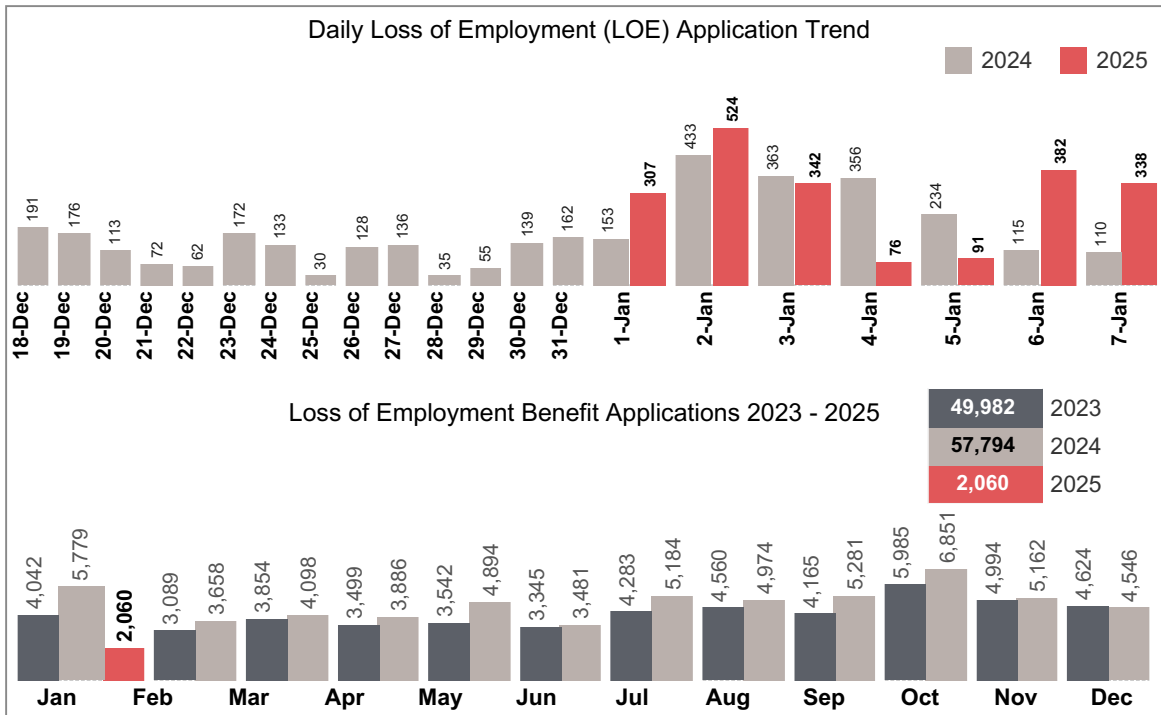


Technical Note:


- (i) Data extraction as at **07 January 2025**
- (ii) LOE means loss of employment based on Unemployment Benefit (UB) applications



- The number of reported UB applications **increased by 7%** in **Q4 2024 compared to Q3 2024**.
- Employees waged below RM3,000 recorded **38%** cases or **706** applicants.
- **Manufacturing** industry recorded the highest cases (**27%**), followed by **Wholesale And Retail Trade (17%)**.
- The highest reported LOE claims is in **Selangor (29%)** followed by **WP Kuala Lumpur (23%)**.
- **PMET** (Professionals, Managers, Executive & Technicians) shows the highest occupation category who were **retrenched 62%**.


LOE INFOGRAPHICS 2025 (cumulative as of 07 January 2025)

GENDER



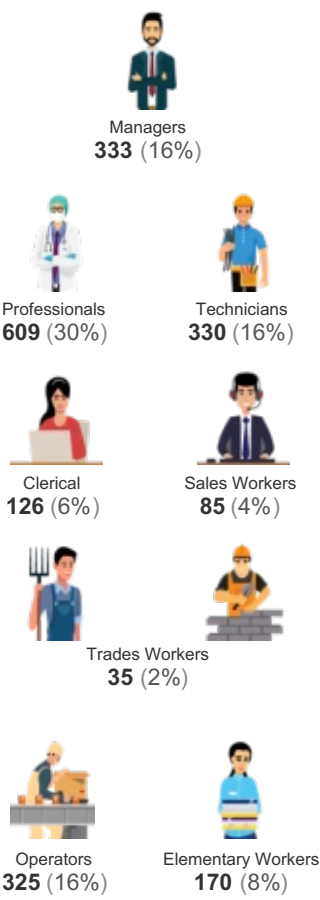
Male **1,209** (59%)
Female **851** (41%)

MAIN SECTOR



Agriculture **37** (2%)
Construction **182** (9%)
Manufacturing **556** (27%)
Mining And Quarrying **8** (0%)
Services **1,270** (62%)


OCCUPATION CATEGORIES




Managers **333** (16%)
Professionals **609** (30%)
Technicians **330** (16%)
Clerical **126** (6%)
Sales Workers **85** (4%)
Trades Workers **35** (2%)
Operators **325** (16%)
Elementary Workers **170** (8%)

AGE CATEGORY

5% (Age 18 - 24) Youth
95% (Above age 24) Adult



STATES



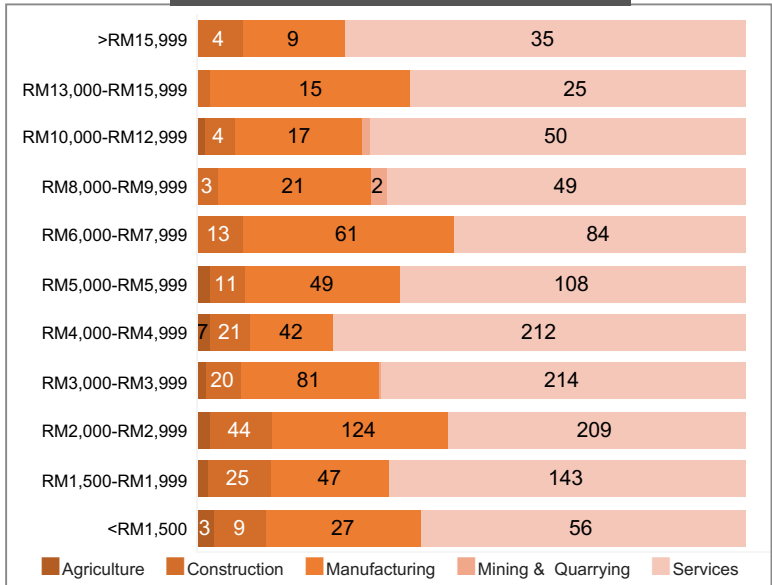
Malaysia **2,060**

Selangor 598 (29%)	WP Kuala Lumpur 478 (23%)
Pulau Pinang 227 (11%)	Johor 177 (9%)
Sarawak 104 (5%)	Melaka 96 (5%)
Kedah 92 (4%)	Negeri Sembilan 90 (4%)
Sabah 53 (3%)	Perak 42 (2%)
Pahang 37 (2%)	Kelantan 29 (1%)
Terengganu 15 (1%)	Perlis 9 (0%)
WP Labuan 8 (0%)	WP Putrajaya 5 (0%)

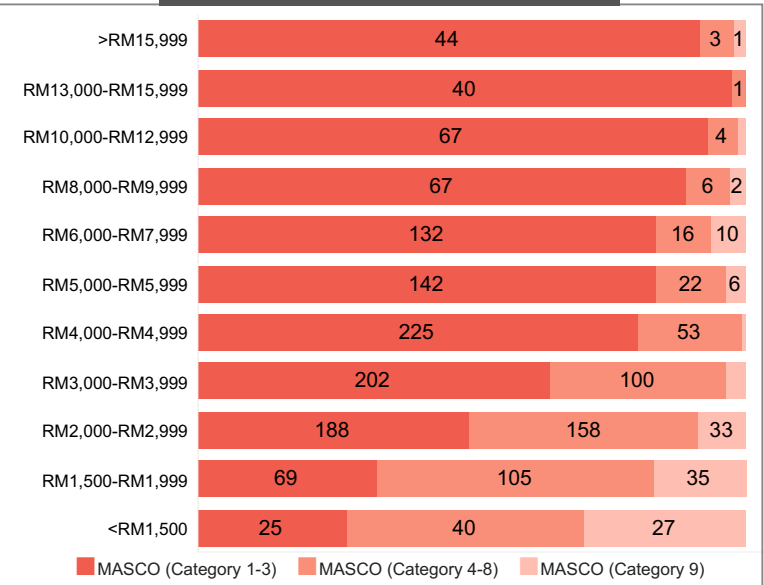
SALARY AVERAGE

>RM15,999	48 (3%)
RM13,000-RM15,999	41 (2%)
RM10,000-RM12,999	73 (4%)
RM8,000-RM9,999	75 (4%)
RM6,000-RM7,999	159 (8%)
RM5,000-RM5,999	172 (9%)
RM4,000-RM4,999	282 (15%)
RM3,000-RM3,999	323 (17%)
RM2,000-RM2,999	390 (21%)
RM1,500-RM1,999	220 (12%)
<RM1,500	96 (5%)

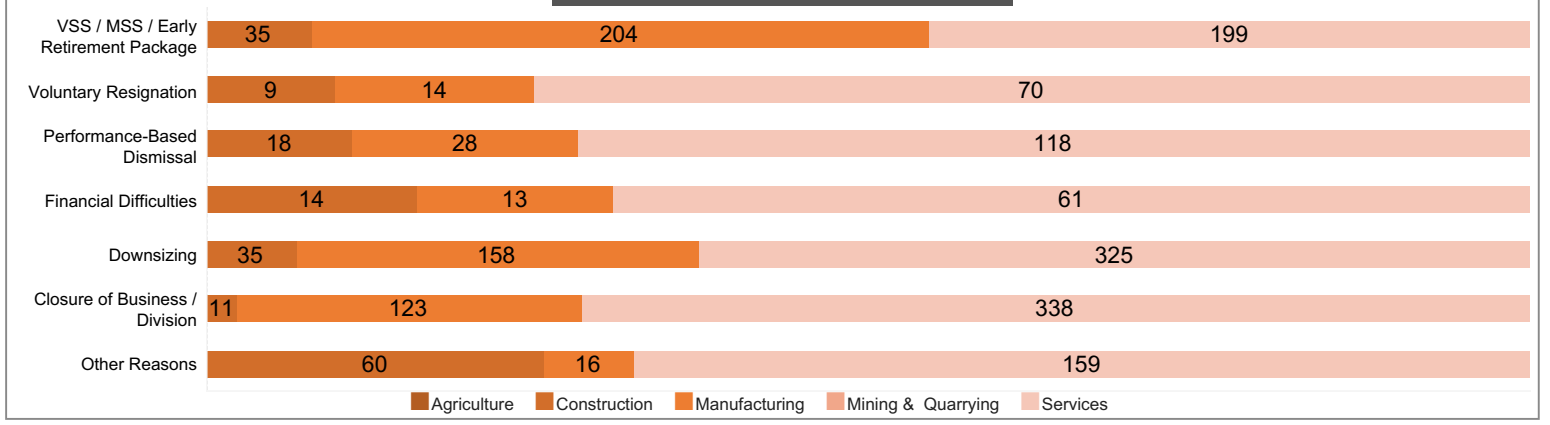
SALARY AVERAGE (RM) vs MAIN SECTORS



SALARY AVERAGE (RM) vs OCCUPATION

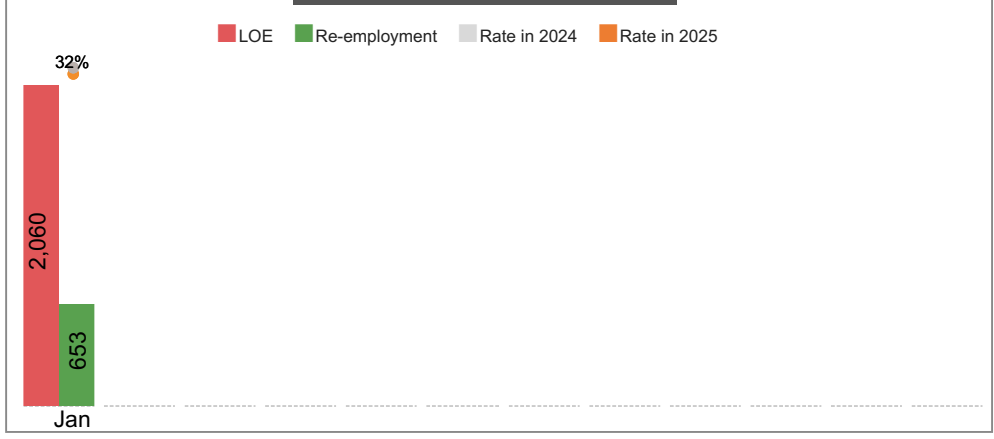


LOE REASONS vs MAIN SECTORS



MAKLUMAT TAMBAHAN
ADDITIONAL INFORMATION

LOE vs RE-EMPLOYMENT



- The re-employment referred to UB recipients who have submitted claims on the early re-employment allowance (ERA).
- The percentage of re-employment is 32% over the number of job loss as at January 7, 2025.

*The number of re-employment stated is based on the numbers of registered IP who re-enters the workforce via ERA

MAIN SECTOR

Main Sector	LOE	ERA CLAIMS
Agriculture	37	2
Construction	182	43
Manufacturing	556	302
Mining And Quarrying	8	2
Services	1,270	303

STATE

